



Dear Parents,

As you are aware, our district has adopted Everyday Mathematics as the core mathematics curriculum for our school. A website with online programs to assist your child accompanies this curriculum. These programs can be utilized on any computer that has internet access. This letter will explain the procedure for accessing them. If you have any questions about the program, feel free to contact your child's teacher.

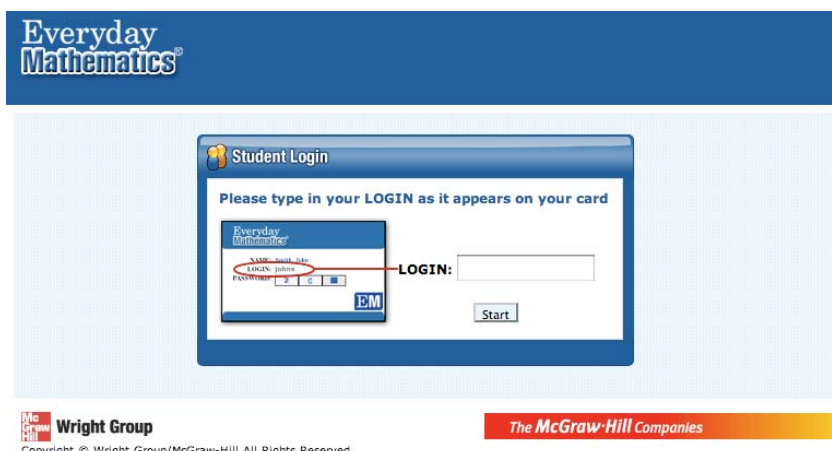
Accessing Everyday Math Online at Home

1) In a web browser such as Microsoft's Internet Explorer or Apple's Safari, go to the **Everyday Math Online** home page at <https://www.everydaymathonline.com>.

- If this is your first visit, click the **SUPPORT** link in the upper right corner of the page. A new page will open displaying the **Technology Requirements**. Review the requirements, and click **Run Test** to make sure your computer is ready to run **Everyday Math Online**. *NOTE: You must allow pop-ups from everydaymathonline.com to use the site. Go to Preferences in your browser to unblock pop-ups.*

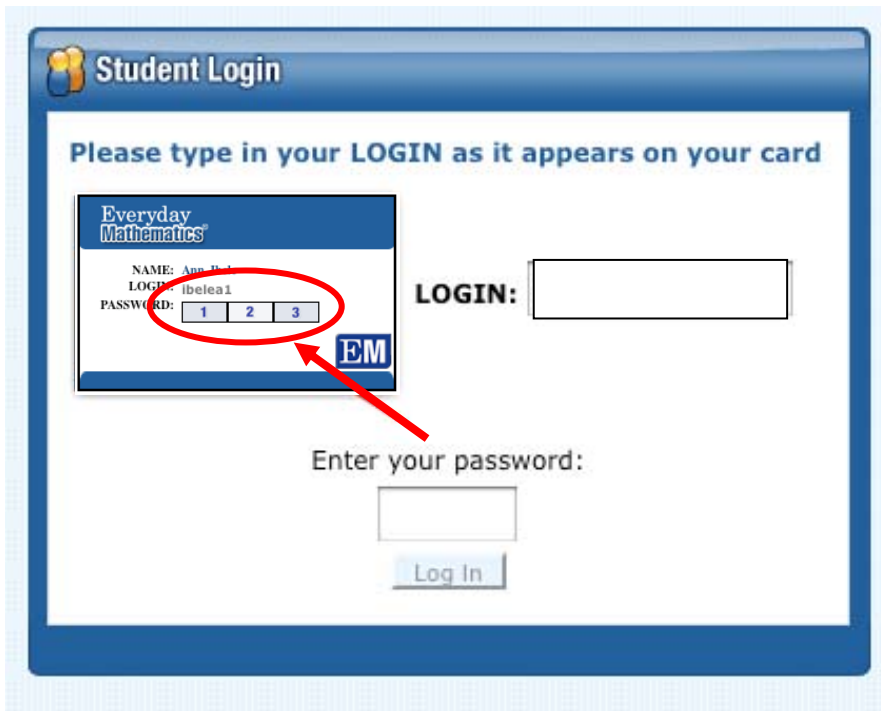


- 2) Click the button in the upper left corner of the page.
- 3) On the **STUDENT LOGIN** page, fill in your child's user name exactly as shown on the Student Login card sent home by your child's teacher, then click **Start**.

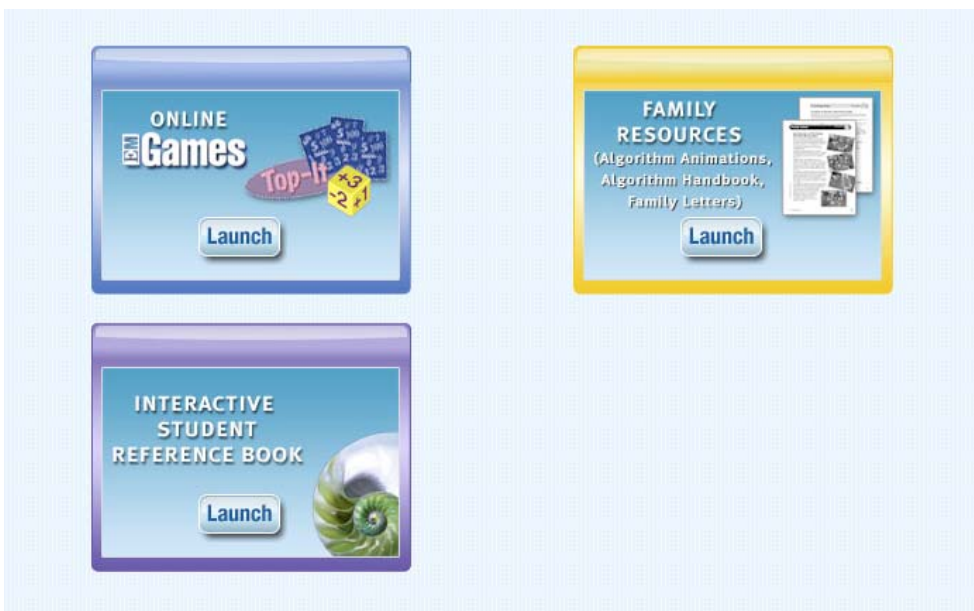


Student Access to *Everyday Math Online*

4) Type Student password, **123**.



5) Finally, click **Log in**. The programs that your child has access to will appear on the next screen. Click **Launch** to access the program you want to use.



Sincerely,