

Reciprocal Teaching Cards


Student role cards have been printed up at the Administration Building Print Shop. Each deck of cards is color-coded. There are 32 cards (8 cards for each role). Please contact your Language Arts Department Chair or Amy Goodman at 267-0221 if you need a replacement set of cards.

summarizer



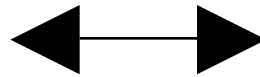
1. Read the assigned section carefully.
2. Think about the main ideas being presented.
3. Jot down those main ideas on paper. Look for 3 or 4.
4. Use bold-faced print and headings to help you.
5. Tell your partner/group what the section was about.
6. Avoid retelling all the little details.

questioner




1. Read the assigned section carefully.
2. Think about the main ideas being presented.
3. Jot down 3 - 4 "I wonder" statements about the content.
4. Read one question to your partner/group and ask for possible answers. Share your thoughts, too.
5. Continue discussing the rest of your questions.

clarifier



1. Read the assigned section carefully.
2. Think about the main ideas being presented.
3. Jot down any words you find confusing.
4. Jot down any ideas you find confusing.
5. Tell your partner/group about your confusions. See if anyone in the group can clear things up.
6. Ask your group if they had any confusions. Try to clear up any of their concerns.

predictor



1. Read the assigned section carefully.
2. Think about the main ideas being presented.
3. Based on what you have just read, predict what you think you will read next.
4. Jot down 3 - 4 predictions.
5. Tell your partner/group about your predictions. See what they think might happen next.