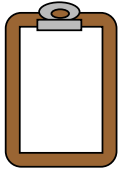


## Student-Led Conference “To Do” List



*Make sure you have picked up your report card before starting this conference. You have 20-minutes to go through your rehearsed portfolio presentation. If you find that you need more time, simply take your portfolio to an empty space and continue with your conference. Please take the contents of your portfolio home with you when you leave.*

### **1. Team Evaluation**

- Share this summary of behavior and work habits with your parent/s.

### **2. Independent Learner Self-Evaluation**


- Show your parent/s your own assessment of behavior and work habits. How does this compare to the way in which teachers see you?

### **3. Planner**

- Show your parent/s a sample planner sheet and explain how you use it (or should be using it).

### **4. Language Arts**

- Quarterly Review Sheet
- \_\_\_\_\_
- \_\_\_\_\_
- \_\_\_\_\_
- \_\_\_\_\_




### **5. Social Studies**

- Quarterly Review Sheet
- \_\_\_\_\_
- \_\_\_\_\_
- \_\_\_\_\_
- \_\_\_\_\_



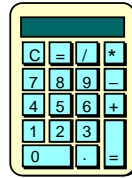
### **6. Science**

- Quarterly Review Sheet
- \_\_\_\_\_
- \_\_\_\_\_
- \_\_\_\_\_
- \_\_\_\_\_



## 7. Math

- Quarterly Review Sheet
- \_\_\_\_\_
- \_\_\_\_\_
- \_\_\_\_\_



## 8. Grade Print Outs

- Look at the grade print outs from each core class and discuss any highlighted assignments, which indicate missing or late work. Also point out the extra credit opportunities you earned in each class.

## 9. Conference Evaluation

- Complete the parent/student evaluation and turn it in before leaving.

## 10. Electives

- Period \_\_\_\_ \_\_\_\_\_
- Period \_\_\_\_ \_\_\_\_\_

- Please take the time to visit with your child's elective teachers. They will be waiting to meet you in their respective classrooms. (List their names and room numbers below.)