

2007 Middle School



High Five!




What is the Middle School High Five?

- ✓ Infuses reading strategies into all curriculum areas
- ✓ Unifies and aligns instruction across the district
- ✓ Improves student comprehension
- ✓ Prepares students for the Standards Based Assessments (SBAs)
- ✓ Focuses on before, during, and after reading activities



How is it implemented?

- ❖ Five reading strategies
- ❖ Initial teaching begins in the LA classrooms
- ❖ Random practice in all team classrooms
- ❖ School-wide focus creates a surprise factor
- ❖ Good tools to deliver existing curriculum



What are the key strategies?



Read Around the Text



K.I.M. Vocabulary



Two-Column Notes

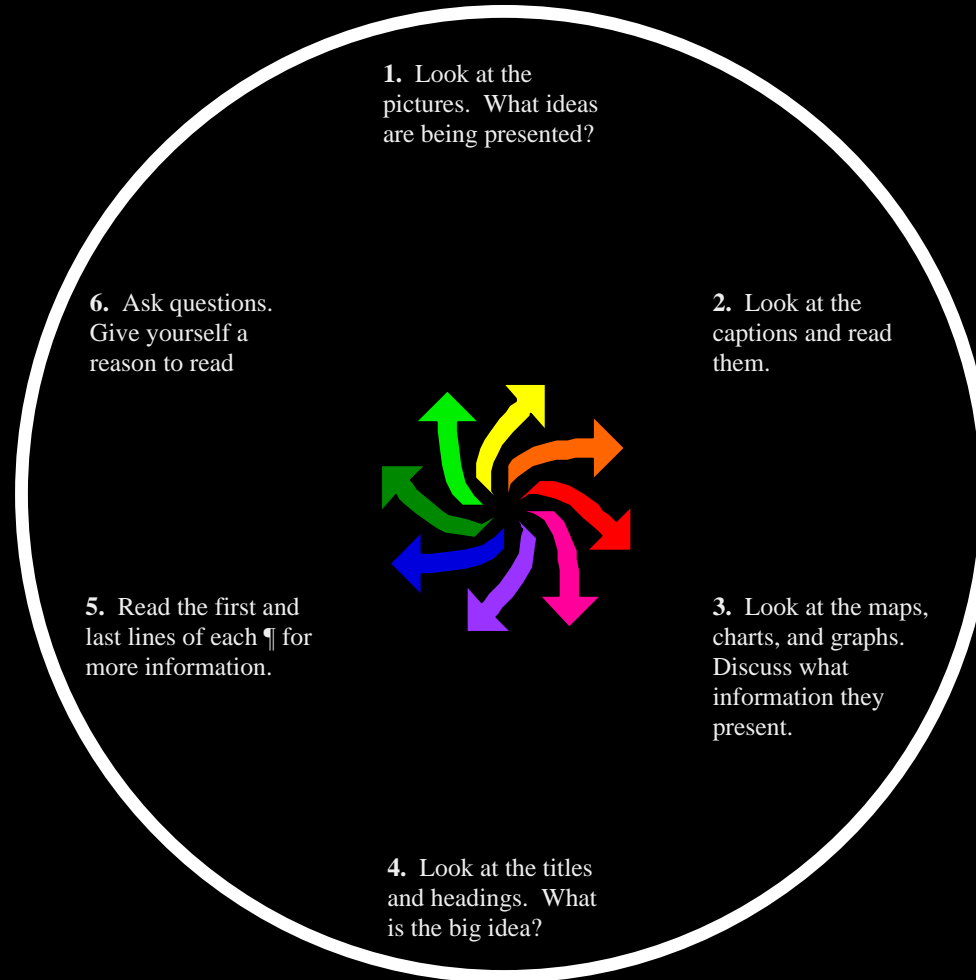


Reciprocal Teaching



Sum It Up!

#1: Read Around the Text



Source: Louanne Clayton Jacobs and Dee Dee Benefield Jones (Alabama)

FRONT-LOADING



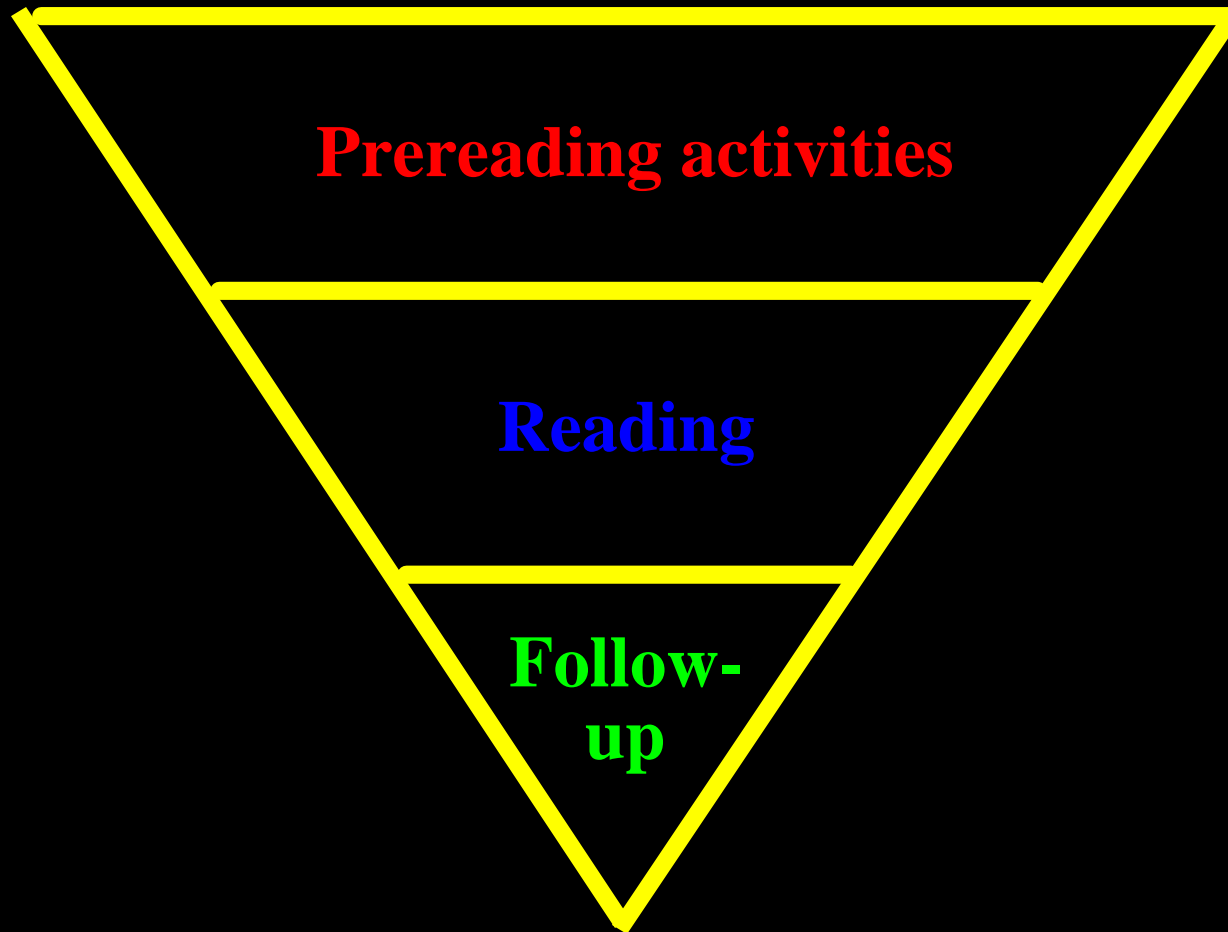
**...the single best thing you
can do to improve student
comprehension!**

Traditional Teaching




Source: Linda Cornwell, Scholastic Literacy Specialist

Research-Based Teaching



Source: Linda Cornwell, Scholastic Literacy Specialist

Read Around the Text or R.A.T. It Out!



Source: Romig Middle School, Anchorage, Alaska

#2: K.I.M. Vocabulary

K.

(K = Key Vocabulary Word)

defeat

I.

(I = Information/Definition)

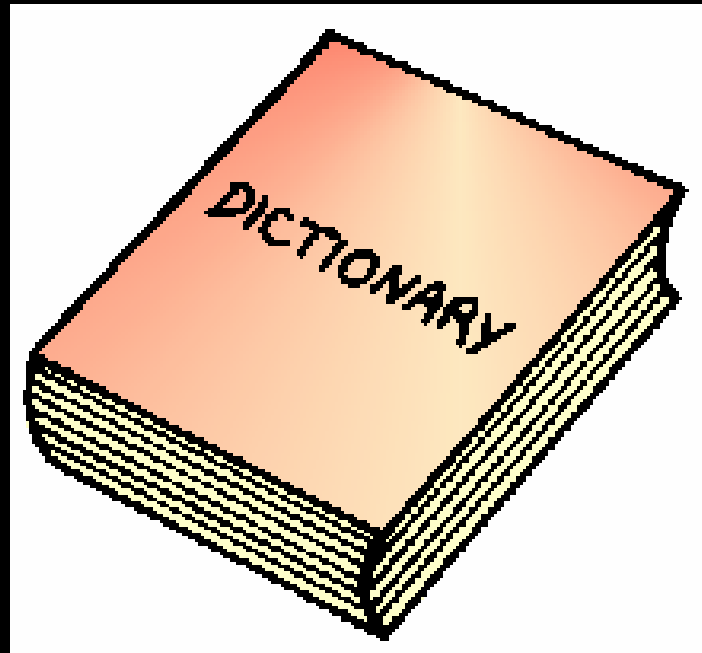
**to win victory
over**

M.

(M = Memory Cue/Picture)




Your Sentence: **President Bush defeated Senator Kerry in the 2004 election by winning the electoral college.**



...the single most ineffective way to learn new words.


Instead use these cues...

1. Mine Your Memory
2. Study the Structure
3. Consider the Context
4. Substitute a Synonym
5. Ask an Expert
6. Place a Post-It



Source : *Getting Into Words* by Shira Lubliner

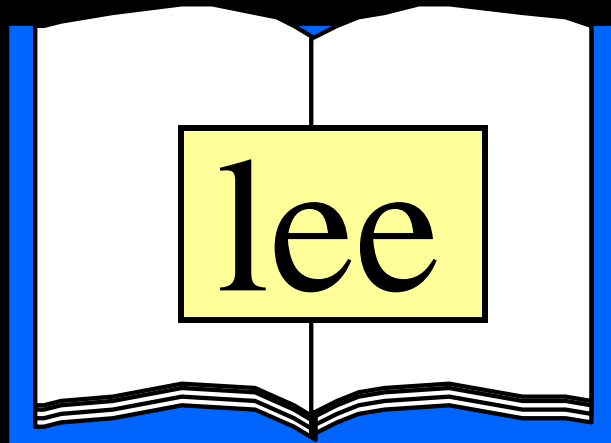
**Choose your vocabulary
words wisely.**



*The boys banked the canoe to the lee
side of the rock.*

Source: Kylene Beers, *Elements of Literature* 2005

Avid readers benefit by studying rare words because they already have a strong vocabulary.



Source: Kylene Beers, *Elements of Literature* 2005

**Struggling readers benefit
from studying high-utility
words.**



banked?



canoe?

Source: Kylene Beers, *Elements of Literature* 2005

What Words Should You Teach?



Tier 1 Words

Tier 2 Words

Tier 3 Words

#3: Two Column Notes

Strategy #1

Strategy #2

Strategy #3

Strategy #4

Strategy #5

-Read Around the Text

-K.I.M. Vocabulary

-Two Column Notes

-Reciprocal Teaching

-Sum It Up

Source: Project CRISS

Two Column Notes

Main ideas

Opinion

Hypothesis

Problem


➤ Detail notes

➤ Proof

➤ Proof

➤ Solution

Use notes for self-testing!



Source: Project CRISS

#4: Reciprocal Teaching

predictor



clarifier



questioner



summarizer




Source: A.S. Palinscar & A. L, Brown, 1985

Reciprocal Teaching




- **group work provides a safety net**

#5: Sum It Up!




VIPs + ABC =
Summary Paragraph

Source: *Step Up to Writing* by Maureen Auman



3 Steps...

- 1. Delete information**
- 2. Make substitutions**
- 3. Keep some of the original**



Sum It Up!

A = This presentation

B = outlined

C = five strategies for improving comprehension.



What kind of support is there?

- Layered booklets, posters, and bookmarks
- Sets of reciprocal teaching cards
- On-line lesson plans for each strategy on
the Middle Link



Middle Link

The Middle Link site was created to be a resource for middle school educators to find support materials for core curriculum as well as supplemental programs. On this site you'll find resources to download and use in the classroom and introductions to the coordinators for each area so you know who to contact for more help. [[Learn how the Middle Link got its name](#)]

Please be sure to visit the [Curriculum Department's Web site](#) for many more ideas.

- Middle School High Five**
- [Read Around the Text](#)
- [KIM Vocabulary](#)
- [Two-Column Notes](#)
- [Reciprocal Teaching](#)
- [Sum It Up](#)

- About High Five**
- [Learn more about High Five](#)

July 19, 2006 **New!**

Interdisciplinary Support
The Interdisciplinary Support section was added to the Middle Link web site to highlight resources that can be used across the core and supplemental disciplines. [Visit the Interdisciplinary Support section](#)




Welcome to Middle School High Five!



- Middle Link Core Curriculum Support**
- [Language Arts](#)
- [Math](#)
- [Science](#)
- [Social Studies](#)
- [Interdisciplinary](#)
- Middle Link Supplemental Support**
- [Aggressors, Victims, and Bystanders \(AVB\)](#)
- [English as a Second Language \(ESL\)](#)
- [Fast ForWord](#)
- [Following the Leaders \(FTL\)](#)
- [Gifted](#)
- [PLATO](#)
- [Special Education](#)
- [Student-Led Conferences](#)
- [Summer School](#)

Read Around the Text



1. Look closely at all the pictures.
2. Read all of the captions.
3. Look at any maps, charts, and graphs.
4. Read all the titles and headings.
5. Read the first and last line of each ¶.
6. Now ask yourself questions so you have a reason to read.



Middle School High Five!

PRACTICE LOG How Effective Is the Strategy?

Language Arts

Date: _____

1 2 3 4

Social Studies

Date: _____

1 2 3 4

Science

Date: _____

1 2 3 4

Math

Date: _____

1 2 3 4

Elective

Date: _____

1 2 3 4

On My Own

Date: _ _

1 4

Name: _____

Team: _____



Read Around the Text



K.I.M. Vocabulary



Two-Column Notes



Reciprocal Teaching



Sum It Up


Middle School





High Five!

 READ AROUND THE TEXT

 K.J.M.

 TWO-COLUMN NOTES

 RECIPROCAL TEACHING

 SUM IT UP

clarifier



predictor



summarizer



questioner





**Unify instruction and
improve comprehension!**



**For more information
contact:**

**Amy Goodman
Literacy Support Teacher
267- 0221**