

# The 4th AP<sup>®</sup> Annual Report to the Nation: Alaska Supplement

## Part I: Current Year

### AP Participation & Performance of the Public High School Class<sup>1</sup> of 2007

High School and AP Population by Race/Ethnicity . . . . .	2
AP Participation by Subject Area. . . . .	3
AP Equity and Excellence <sup>2</sup> by Subject Area . . . . .	4
Ten Most Popular AP Exams. . . . .	5

## Part II: 5-Year Trends

### AP Participation & Performance of the Public High School Classes of 2002, 2006, and 2007

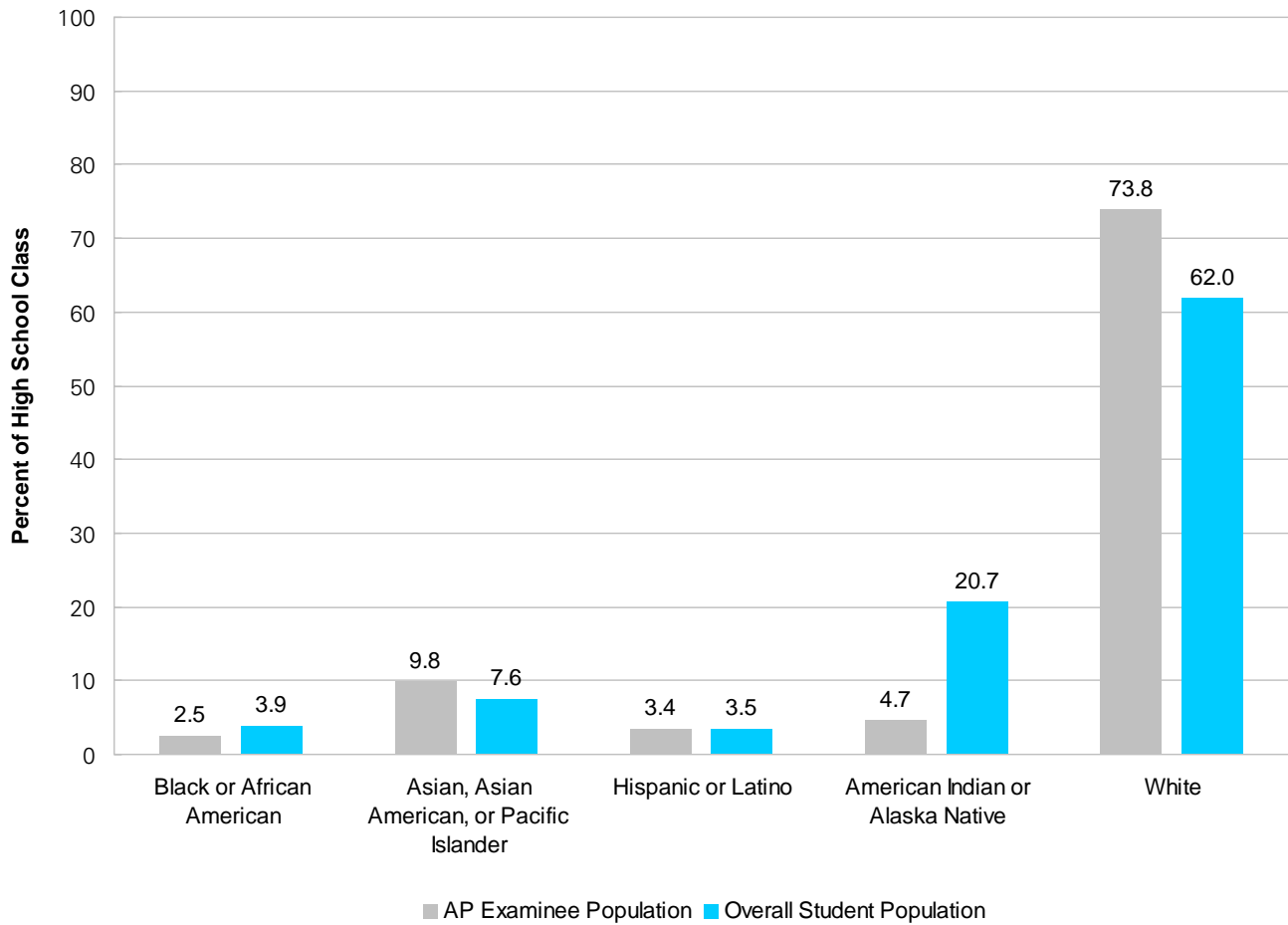
All Students . . . . .	6
Black or African American Students . . . . .	7
Hispanic or Latino Students . . . . .	8
American Indian or Alaska Native Students. . . . .	9
Asian, Asian American, or Pacific Islander Students . . . . .	10
White Students . . . . .	11

<b>Notes</b> . . . . .	12
------------------------	----

## Alaska Public Schools: High School Class of 2007

### High School and AP Population by Race/Ethnicity

The Class of 2007: Race/Ethnicity of AP Examinees vs. High School Seniors in Alaska



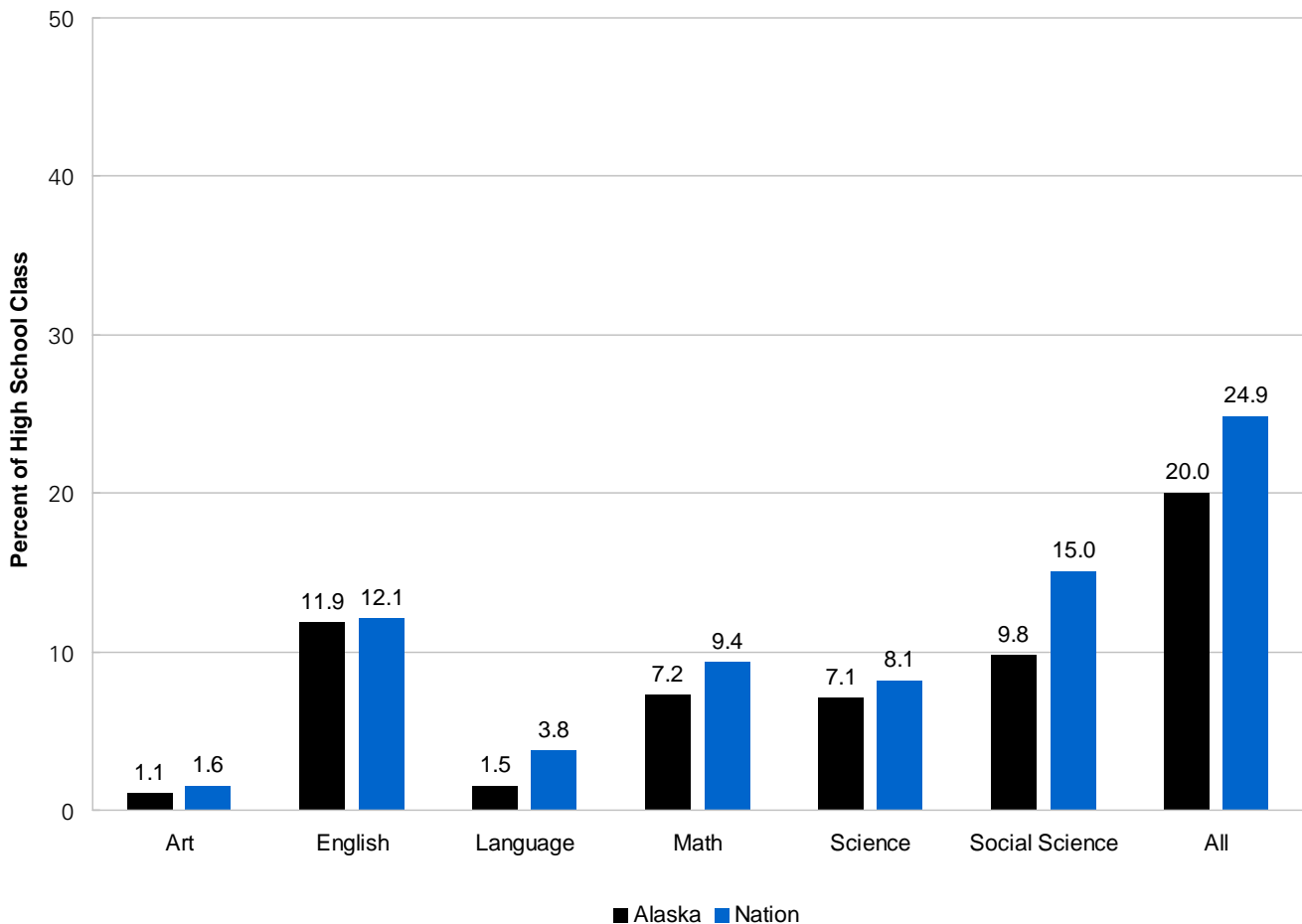
Please note that stated race/ethnicity options for AP do not equal 100; the additional AP race/ethnicity options not shown are “Other” and “Not Stated.”

# Alaska Public Schools: High School Class of 2007

## AP Participation by Subject Area

- 20.0% of the public high school class of 2007 took at least one AP Exam during high school. This compares to 24.9% for the nation.
- 11.9% of the public high school class of 2007 took one or more English AP Exams - more than in any other subject area.<sup>3</sup>

The Class of 2007: Percent of Alaska Students Who Took an AP Exam During High School, by Subject Area, Compared to the Nation

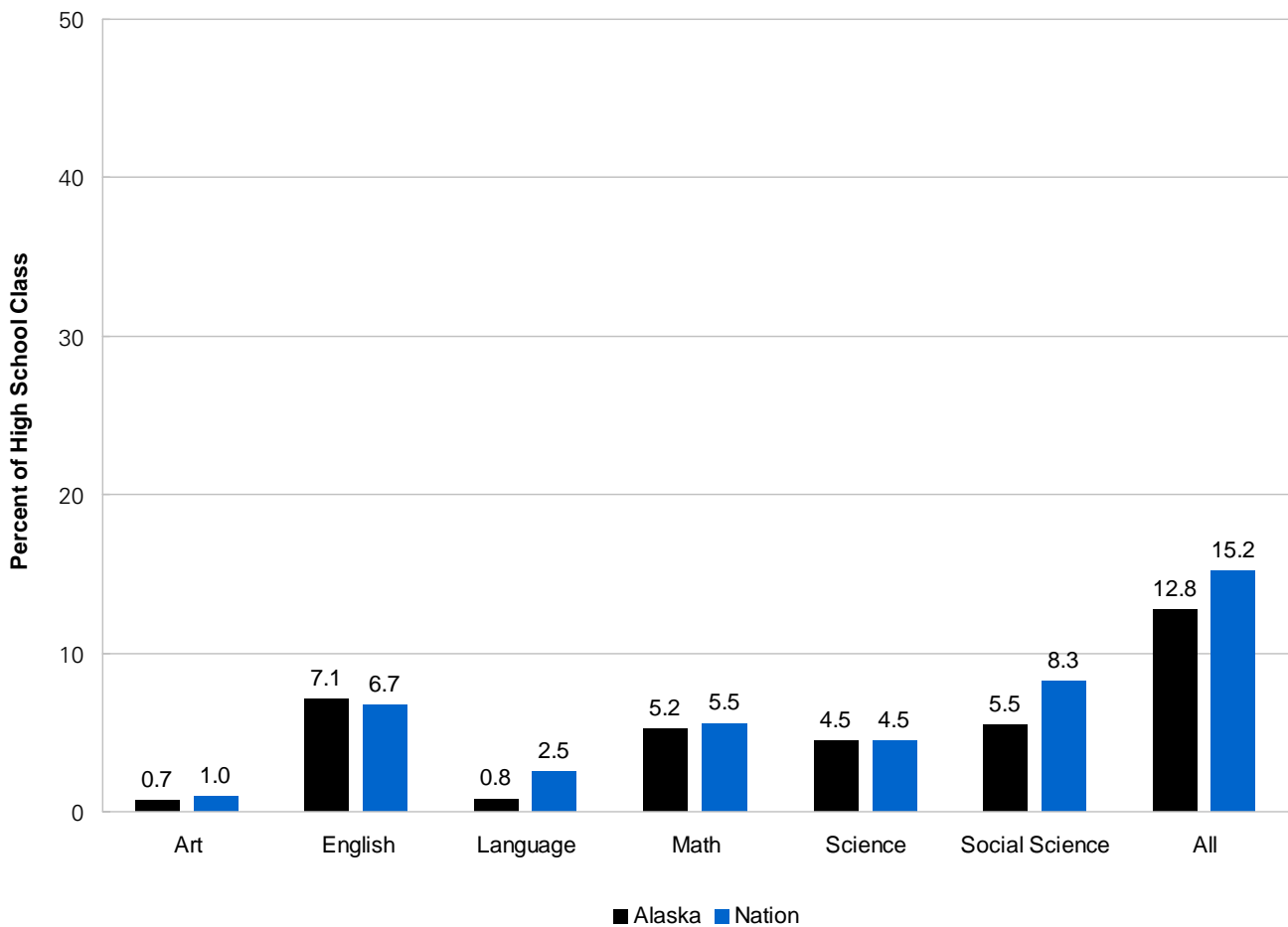


# Alaska Public Schools: High School Class of 2007

## AP Equity and Excellence

- 12.8% of the public high school class of 2007 earned a 3 or higher on one or more AP Exams during high school. This compares to 15.2% for the nation.
- 7.1% of the public high school class of 2007 earned a 3 or higher on one or more English AP Exams - more than in any other subject area.

The Class of 2007: Percent of Alaska Students Who Earned at least one AP Exam Grade of 3 or Higher During High School, by Subject Area, Compared to the Nation

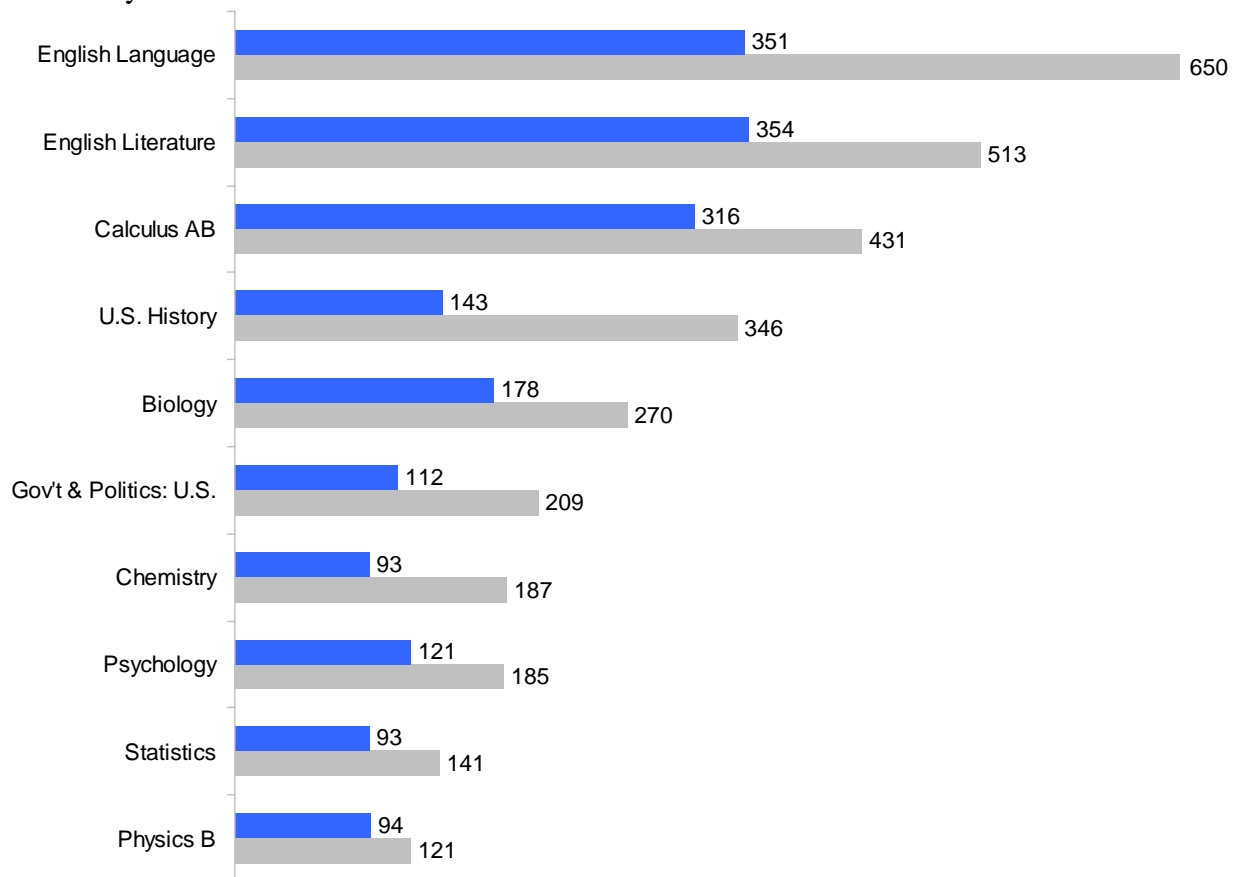


# Alaska Public Schools: High School Class of 2007

## Most Popular Exams<sup>4</sup>

The Class of 2007: 10 Most Popular Exams in Alaska

Rank	Exam	# of Exams	# of Exams with Scores of 3 or Higher
1	English Language and Composition	650	351
2	English Literature and Composition	513	354
3	Calculus AB	431	316
4	United States History	346	143
5	Biology	270	178
6	Government and Politics: U.S.	209	112
7	Chemistry	187	93
8	Psychology	185	121
9	Statistics	141	93
10	Physics B	121	94



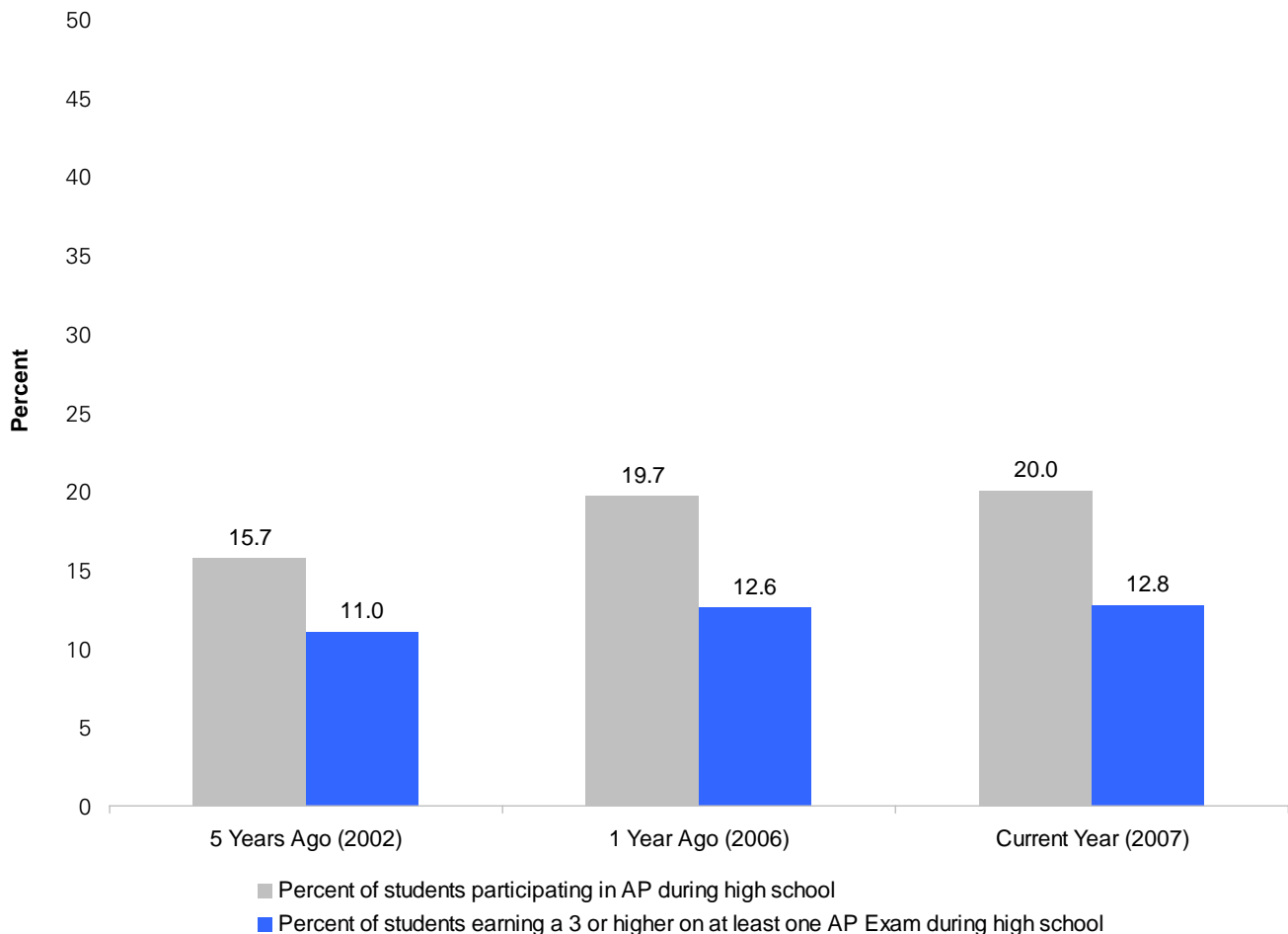
■ All AP Exams ■ All AP Exams earning a 3 or higher

## Alaska Public Schools: High School Classes of 2002, 2006, and 2007

### All Students

- 1,497 students from the public high school class of 2007 took at least one AP Exam during high school compared to 1,471 in the 2006 cohort and 1,089 in the 2002 cohort.
- 957 students from the public high school class of 2007 earned a 3 or higher on at least one AP Exam during high school compared to 941 in the 2006 cohort and 764 in the 2002 cohort.

#### Alaska Public High School Graduates: AP Participation and Performance 2002-2007

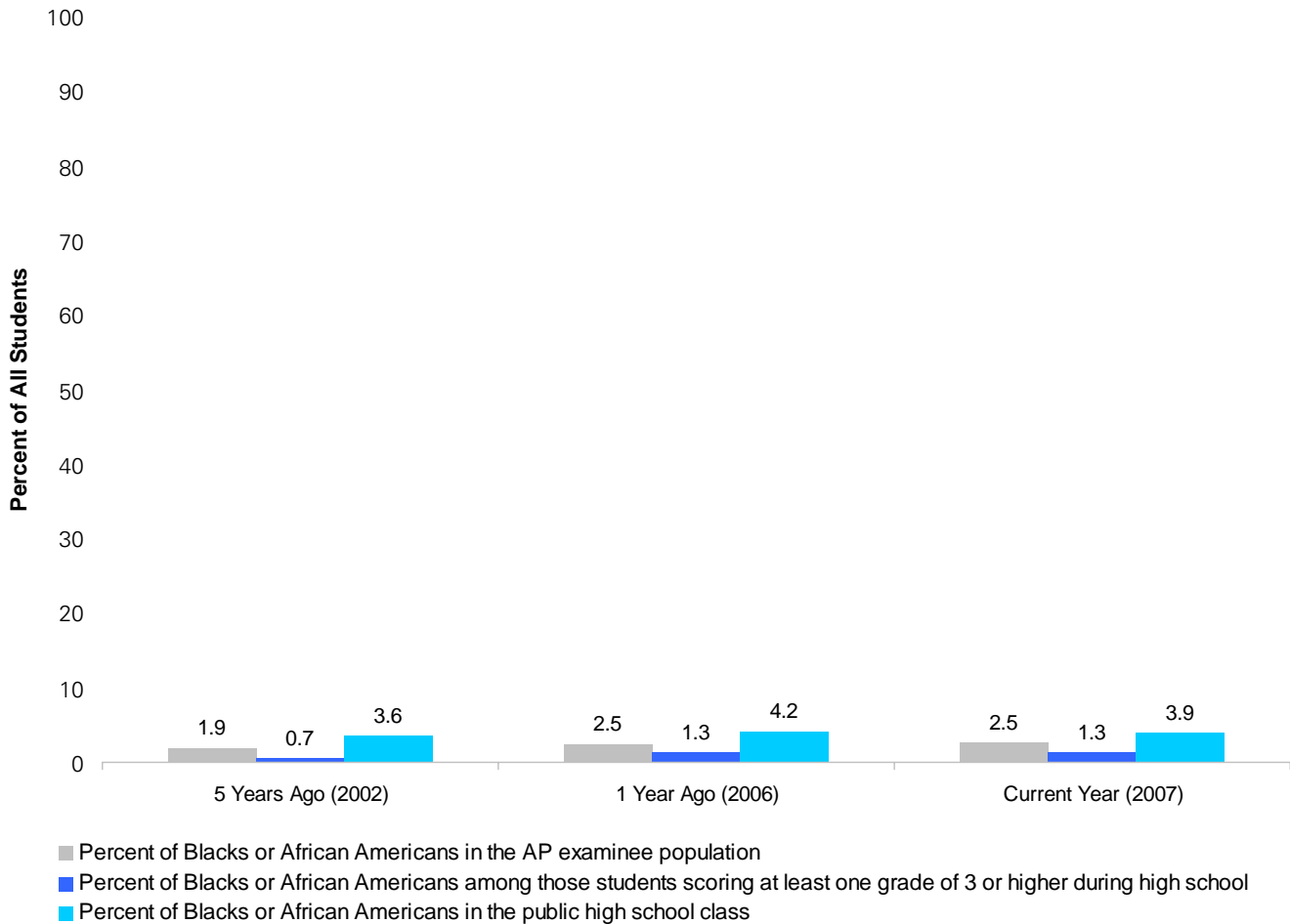


# Alaska Public Schools: High School Classes of 2002, 2006, and 2007

## Black or African-American Students

- 38 Black or African American students from the public high school class of 2007 took at least one AP Exam during high school compared to 37 in the 2006 cohort and 21 in the 2002 cohort.
- 12 Black or African American students from the public high school class of 2007 earned a 3 or higher on at least one AP Exam during high school compared to 12 in the 2006 cohort and 5 in the 2002 cohort.

### Black or African American Students AP Participation and Performance 2002-2007

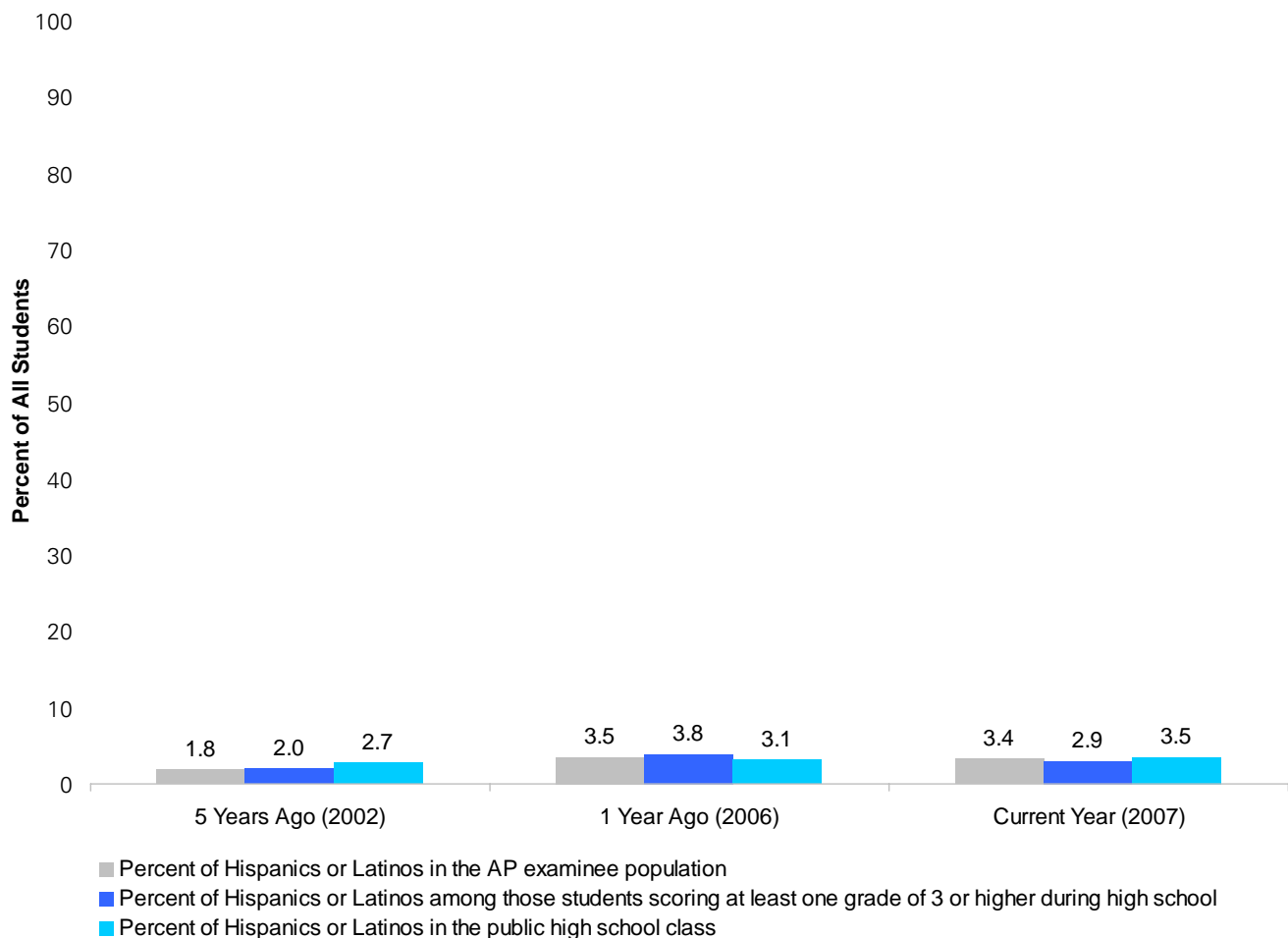


# Alaska Public Schools: High School Classes of 2002, 2006, and 2007

## Hispanic or Latino Students

- 51 Hispanic or Latino students from the public high school class of 2007 took at least one AP Exam during high school compared to 52 in the 2006 cohort and 20 in the 2002 cohort.
- 28 Hispanic or Latino students from the public high school class of 2007 earned a 3 or higher on at least one AP Exam during high school compared to 36 in the 2006 cohort and 15 in the 2002 cohort.

### Hispanic or Latino Students AP Participation and Performance 2002-2007

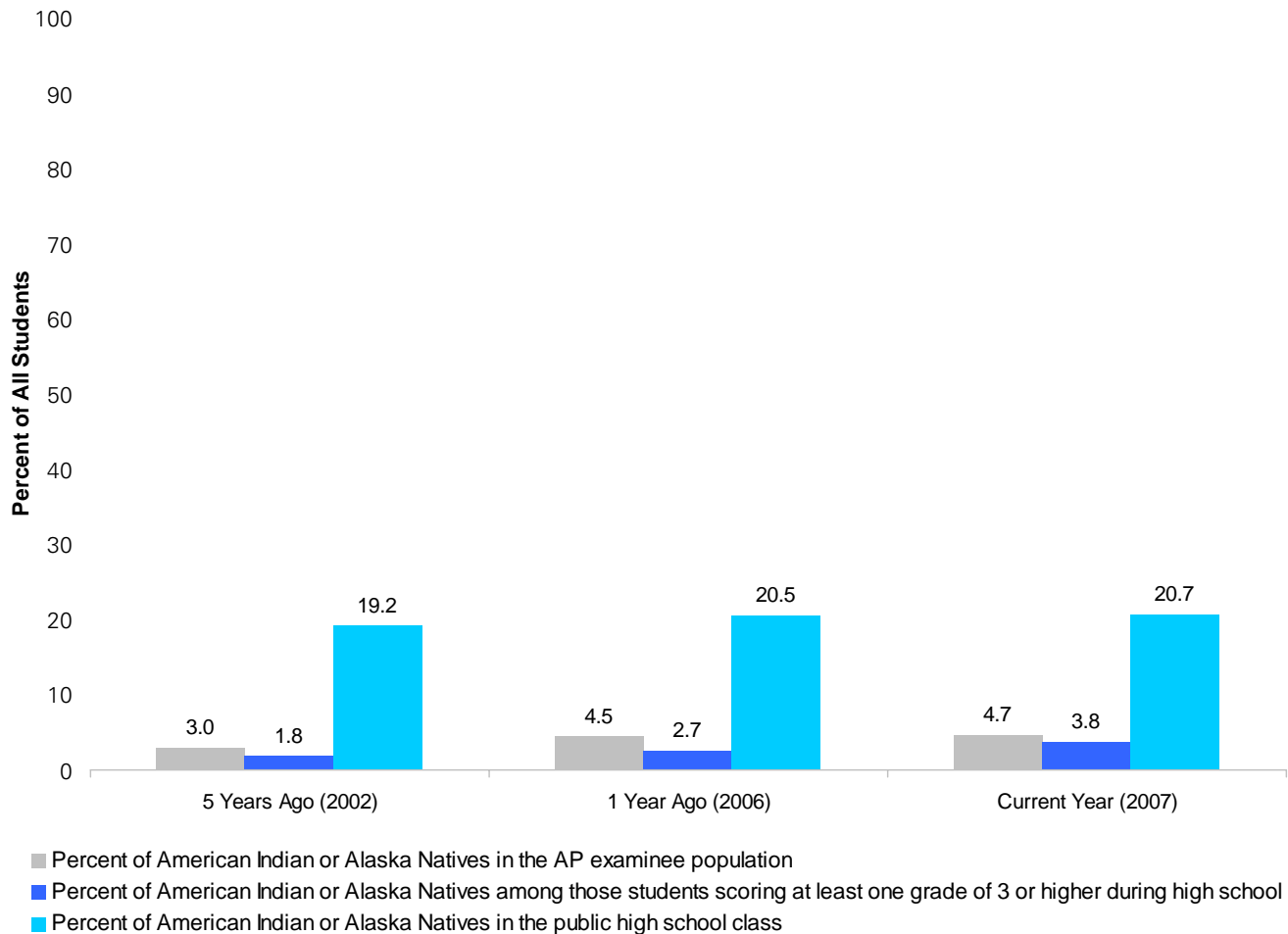


# Alaska Public Schools: High School Classes of 2002, 2006, and 2007

## American Indian or Alaska Native Students

- 70 American Indian or Alaska Native students from the public high school class of 2007 took at least one AP Exam during high school compared to 66 in the 2006 cohort and 33 in the 2002 cohort.
- 36 American Indian or Alaska Native students from the public high school class of 2007 earned a 3 or higher on at least one AP Exam during high school compared to 25 in the 2006 cohort and 14 in the 2002 cohort.

**American Indian or Alaska Native Students AP Participation and Performance 2002-2007**

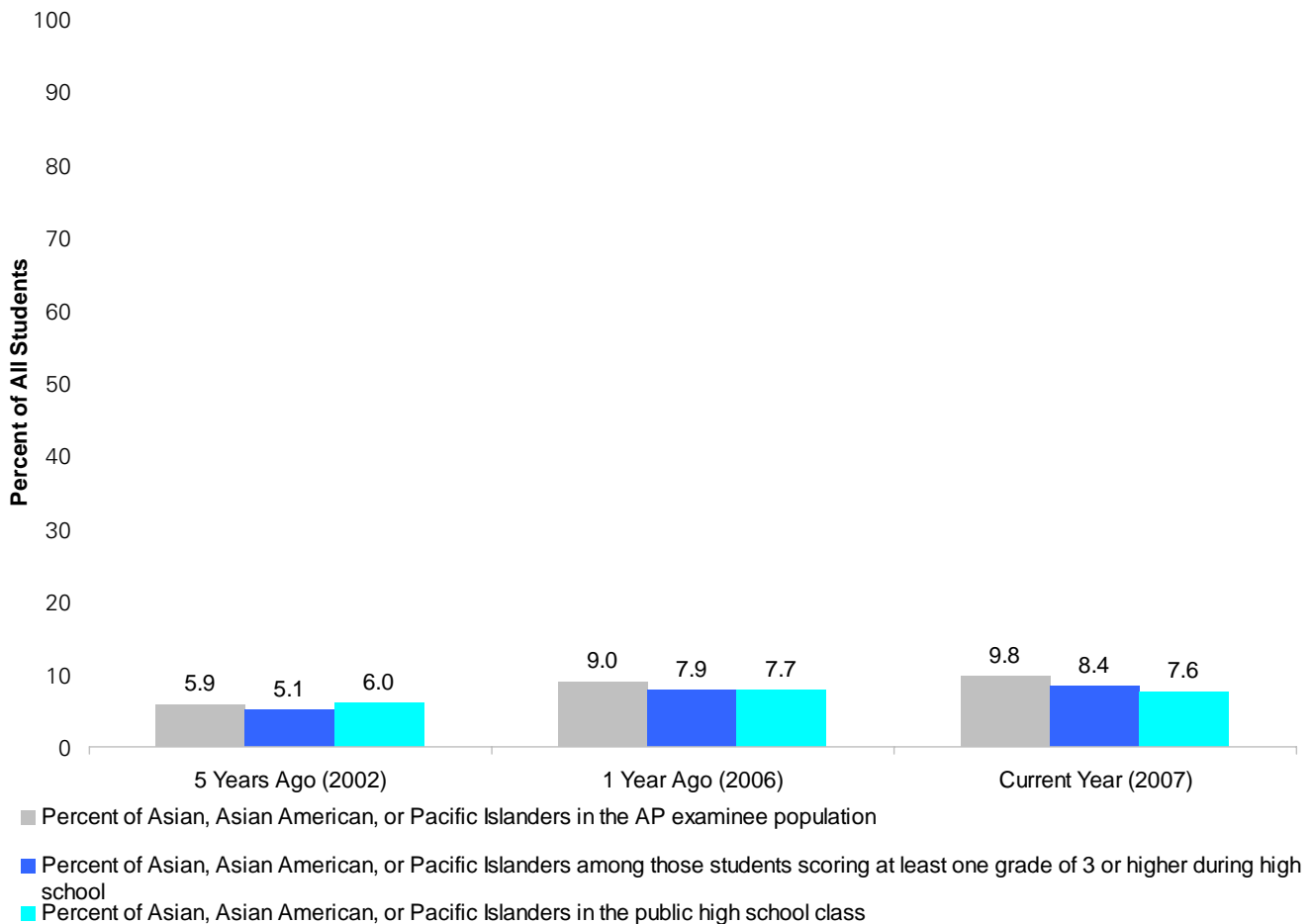


## Alaska Public Schools: High School Classes of 2002, 2006, and 2007

### Asian, Asian American, or Pacific Islander Students

- 147 Asian, Asian American, or Pacific Islander students from the public high school class of 2007 took at least one AP Exam during high school compared to 133 in the 2006 cohort and 64 in the 2002 cohort.
- 80 Asian, Asian American, or Pacific Islander students from the public high school class of 2007 earned a 3 or higher on at least one AP Exam during high school compared to 74 in the 2006 cohort and 39 in the 2002 cohort.

#### Asian, Asian American, or Pacific Islander Students AP Participation and Performance 2002-2007

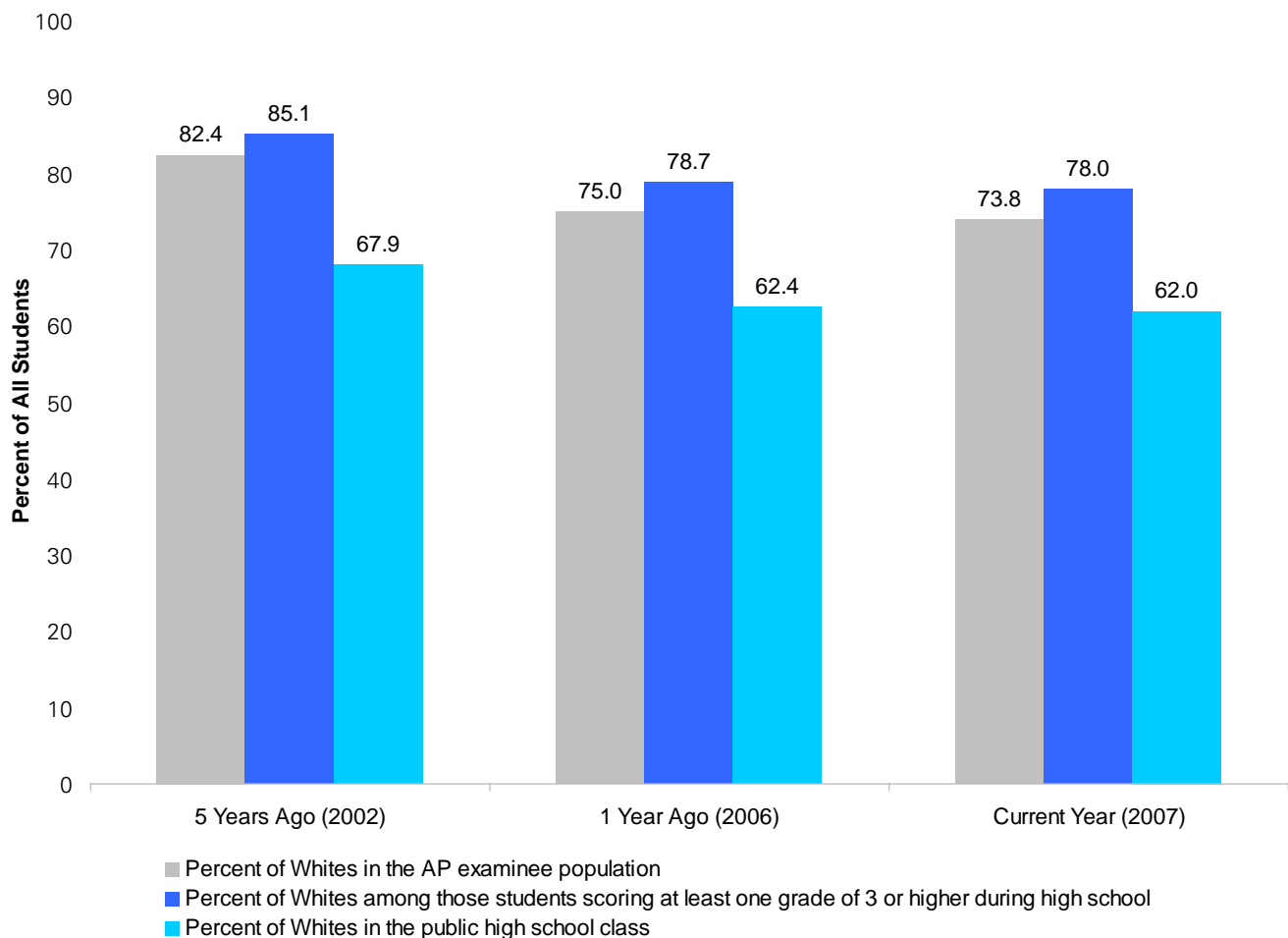


## Alaska Public Schools: High School Classes of 2002, 2006, and 2007

### White Students

- 1,105 White students from the public high school class of 2007 took at least one AP Exam during high school compared to 1,103 in the 2006 cohort and 897 in the 2002 cohort.
- 746 White students from the public high school class of 2007 earned a 3 or higher on at least one AP Exam during high school compared to 741 in the 2006 cohort and 650 in the 2002 cohort.

#### White Students AP Participation and Performance in Alaska: 2002- 2007



## Notes

1. The “public high school class of 2007” is the overall number of public school students graduating from high school in 2007, as projected in *Knocking at the College Door* (2003), Western Interstate Commission for Higher Education.
2. “Equity and excellence” indicates that a student has earned at least one AP Exam grade of 3 or higher in one or more AP Exams during high school.
3. Science is composed of Biology, Chemistry, Environmental Science, Physics B, Physics C: Electricity & Magnetism, and Physics C: Mechanics. Math is composed of Calculus AB, Calculus BC, Computer Science A, Computer Science AB, and Statistics. English is composed of English Language and Composition and English Literature and Composition. Social Science is composed of Macroeconomics, Microeconomics, European History, Government and Politics: Comparative, Government and Politics: United States, Human Geography, Psychology, United States History, and World History. Art is composed of Art History, Music Theory, Studio Art: 2-D Design, Studio Art: 3-D Design, and Studio Art: Drawing. Language is composed of Chinese Language and Culture, French Literature, French Language, German Language, Italian Language and Culture, Japanese Language and Culture, Latin Literature, Latin: Vergil, Spanish Language, and Spanish Literature.
4. “Most popular” is measured by the number of AP Exams taken; the number of exams earning a 3 or higher is not considered when ranking the 10 most popular AP Exams.