

Birchwood ABC
About Our Students

Birchwood ABC Elementary School Characteristics			
	School	District	Source of Information
Membership	290	48,837	Fall OASIS
Capacity	67.06%	N/A	2009-19 ASD Capital Improvement Plan
Attendance Rate	94.10%	92.76%	NCLB Summer Data Collection
Retention Rate K-8	1.45%	0.37%	SMS and NCLB Summer Data Collection
Transiency Rate	18.47%	26.05%	NCLB Summer Data Collection
Economically Disadvantaged	11.38%	35.58%	Fall OASIS
Average Weekly Volunteer Hours	70	5,136	Department of Education Report Card Report
Students Taking the Alternate Assessment	1	266	SMS
Change in Enrollment	-2.68%	-0.04%	Fall OASIS

Elementary, Middle & K-8 Schools

TerraNova: The TerraNova is a standardized norm-referenced test used to provide information about students' achievement in various areas of the curriculum. When standardized tests are administered, the scores compare your student's performance with all other students who took the same test in the national norm group.

2008-09 Birchwood ABC Elementary School TerraNova 3rd Edition Grade 5										
	Above Average		Average				Below Average		NP of Mean NCE**	
	% in 4th Quartile		% in 3rd Quartile		% in 2nd Quartile		% in 1st Quartile			
	Birchwood ABC	District	Birchwood ABC	District	Birchwood ABC	District	Birchwood ABC	District	Birchwood ABC	District
Reading	40.91%	24.98%	25.00%	24.55%	25.00%	23.75%	9.09%	26.73%	66	50
Language	34.09%	25.10%	43.18%	27.77%	15.91%	24.30%	6.82%	22.84%	68	52
Math	22.73%	22.68%	47.73%	28.08%	22.73%	24.62%	6.82%	24.62%	61	50

**Based upon data from the CTB McGraw-Hill paper reports

Non-Profit Organization
 U.S. POSTAGE
 PAID
 Permit No. 161
 Anchorage, AK

Anchorage School District
 5530 E. Northern Lights Blvd.
 Anchorage, AK 99504-3135



Anchorage School District
Educating All Students for Success in Life

Detailed information regarding the school's performance is available in the Profile of Performance. This document and the district report card is available online at www.asdk12.org/depts/assess_eval/ or through the district Communications department, 742-4153.

Anchorage School District

2008-2009
School Report Card for
Birchwood ABC
Elementary School



Principal Dan Reed

Birchwood ABC School is an alternative program in the Anchorage School District. Birchwood ABC offers a highly structured learning program dedicated to academic excellence. The staff emphasizes basic academic skills and subject matter, along with the establishment of good study habits.

In addition, Birchwood ABC stresses character development, citizenship and patriotism as prime directives in the education of the child. The school seeks to build within each child, a sense of responsibility, confidence and pride in accomplishment.

17010 Birchtree Street
 Chugiak, Alaska 99567
 907-742-3450
 fax: 907-742-3495
www.asdk12.org

School Goals

Goal Level of Attainment

The percentage of students in grades 3-6 rated proficient on the state math assessment will increase from 87.3 to 90Partially Attained

The number of students rated advanced or proficient on the state reading assessment will increase 2 percent to at least 57 percent . Partially Attained

All students will research their family history to find out where each family came from, and the information will be placed on a world map and viewed by all students and staff.Partially Attained

Our school helps students succeed through quality staff, parent involvement and community partnerships.

Parent Involvement

Parents play a crucial role in establishing school goals and making sure their children do well in school. Principals are required to share their school achievement data with parents, and they actively seek parents’ suggestions, comments and participation in setting annual school goals. For schools that did not make Adequate Yearly Progress, principals will also work with parents and staff to develop detailed school improvement plans. Contact your school’s principal for information on how parents can become involved in these activities.

School Business Partnerships:

- Jitters
- Picture This
- Coldstone Creamery

Community Volunteers

Parents and other community members volunteered an average of 70 hours per week in the school.

Adequate Yearly Progress

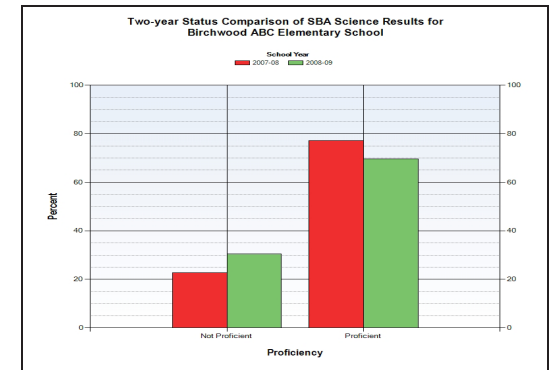
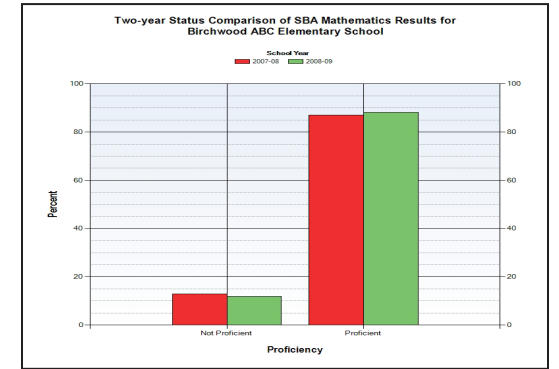
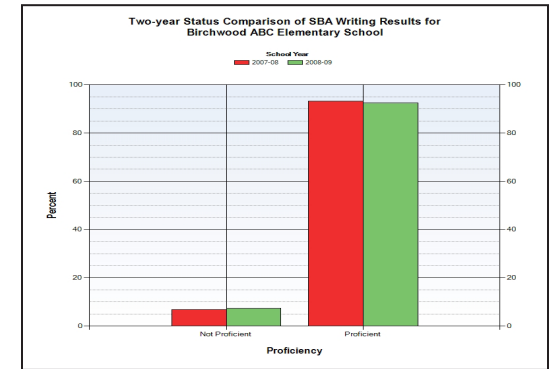
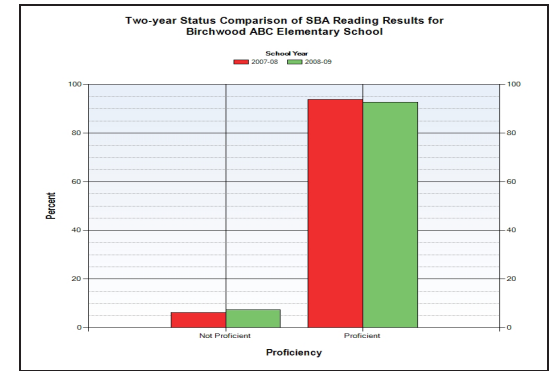
According to the No Child Left Behind Act, ASD as a whole is in its fourth year of Level 4 corrective status. In 2008-2009, the African-American, Alaska Native and American Indian, Low Income, Disabled, and Limited English Proficient student subgroups did not meet AYP in both language arts and math performance. The Asian and Hispanic sub-groups did not meet AYP in language arts only. Parents are invited to participate in the development of a district improvement plan that addresses the achievement of all students.

Teacher Quality Information (2008-2009)

	# of teachers	% fully licensed	% with advanced degrees	# Nationally Board Certified	% of classes taught by “highly qualified teachers”
Birchwood ABC	24	100%	33%	0	100%
District Totals	3437	100%	44%	43	90%

Alaska Standards Based Assessment

The Alaska Standards Based Assessments (SBAs) are statewide tests designed to provide information about what students know and are able to do in reading, writing, mathematics and science. They estimate the degree to which students have mastered the Academic Performance Standards for reading, writing, mathematics and science outlined in the Grade Level Expectations. These assessments are written specifically for Alaska and are the foundation of the Alaska school-accountability system. Charts comparing two years’ results are at right.



Birchwood ABC Elementary School 2008-09 Adequate Yearly Progress Status Report

Meets AYP

AMO For Language Arts: 77.18%
AMO For Mathematics: 66.09%

Group	Participation Rate				"FAY" (D) Tested & Enrolled "FAY"	Language Arts Performance				Mathematics Performance			
	(A) Number Enrolled	(B) Number Tested	Participation Rate (%)	(C) Participation Rate Met		(E) Proficient on LA	(F) Percent Proficient on LA	(G) LA Target	(H) Met AMO for LA	(I) Proficient on Mathematics	(J) Percent Proficient in Mathematics	(K) Mathematics Target	(L) Met AMO for Mathematics
All Students	139	137	98.6%	Yes	133	123	92.5%	68.7%	Yes	116	87.2%	56.5%	Yes
AF. AM.	5	5	N/A	N/A	N/A	N/A	N/A	N/A	N/A	N/A	N/A	N/A	N/A
AKNA/AI	8	8	N/A	N/A	N/A	N/A	N/A	N/A	N/A	N/A	N/A	N/A	N/A
Asian/NH/OPI	<5	<5	N/A	N/A	N/A	N/A	N/A	N/A	N/A	N/A	N/A	N/A	N/A
White	101	99	98%	Yes	95	89	93.7%	67.1%	Yes	86	90.5%	54.8%	Yes
Hispanic	13	13	N/A	N/A	N/A	N/A	N/A	N/A	N/A	N/A	N/A	N/A	N/A
ME	10	10	N/A	N/A	N/A	N/A	N/A	N/A	N/A	N/A	N/A	N/A	N/A
EDS	17	17	N/A	N/A	N/A	N/A	N/A	N/A	N/A	N/A	N/A	N/A	N/A
SWD	36	36	100%	Yes	34	24	70.6%	60.4%	Yes	18	52.9%	47.2%	Yes
LEP	<5	<5	N/A	N/A	N/A	N/A	N/A	N/A	N/A	N/A	N/A	N/A	N/A

Attendance Rate: Met

94.1% (Threshold is 85%)

N/A is used to indicate:

- (1) Subgroups with 20 or fewer students enrolled on the first day of testing shall not be included in participation rate calculation.
- (2) Subgroups with 25 or fewer students enrolled for the "full academic year" shall not have the performance score computed.

* For the groups where the number enrolled is less than or equal to 40, participation is met when no more than two miss the test. Groups can also meet this target using the average of the past two or three years.

** When a group achieves a "Yes" without meeting the listed target, it has done so using either the 99% confidence interval or Safe Harbor.

*** The results cannot be published without releasing personally identifiable information based upon the EED reporting protocol.

This document was prepared by the ASD Assessment and Evaluation Department.

6/25/2009