

Mountain View
About Our Students

Mountain View Elementary School Characteristics			
	School	District	Source of Information
Membership	405	48,837	Fall OASIS
Capacity	95.39%	N/A	2009-19 ASD Capital Improvement Plan
Attendance Rate	92.32%	92.76%	NCLB Summer Data Collection
Retention Rate K-8	1.38%	0.37%	SMS and NCLB Summer Data Collection
Transiency Rate	38.59%	26.05%	NCLB Summer Data Collection
Economically Disadvantaged	99.75%	35.58%	Fall OASIS
Average Weekly Volunteer Hours	25	5,136	Department of Education Report Card Report
Students Taking the Alternate Assessment	1	266	SMS
Change in Enrollment	13.13%	-0.04%	Fall OASIS

Elementary, Middle & K-8 Schools

TerraNova: The TerraNova, 2nd edition, is a standardized norm-referenced test used to provide information about students' achievement in various areas of the curriculum. When standardized tests are administered, the scores compare your student's performance with all other students who took the same test in the national norm group.

	2008-09 Mountain View Elementary School TerraNova 3rd Edition Grade 5									
	Above Average		Average				Below Average		NP of Mean NCE**	
	% in 4th Quartile		% in 3rd Quartile		% in 2nd Quartile		% in 1st Quartile			
	Mountain View	District	Mountain View	District	Mountain View	District	Mountain View	District	Mountain View	District
Reading	*	24.98%	*	24.55%	29.79%	23.75%	53.19%	26.73%	27	50
Language	*	25.10%	*	27.77%	42.55%	24.30%	36.17%	22.84%	32	52
Math	10.87%	22.68%	17.39%	28.08%	39.13%	24.62%	32.61%	24.62%	37	50

*Results cannot be published without releasing personally identifiable information based upon the EED reporting protocol

**Based upon data from the CTB McGraw-Hill paper reports

Non-Profit Organization
 U.S. POSTAGE
 PAID
 Permit No. 161
 Anchorage, AK

Anchorage School District
 5530 E. Northern Lights Blvd.
 Anchorage, AK 99504-3135



Anchorage School District
Educating All Students for Success in Life

Detailed information regarding the school's performance is available in the Profile of Performance. This document and the district report card are available online at www.asdk12.org/depts/assess_eval/ or through the district Communications department, 742-4153.

Anchorage School District

**2008-2009
 School Report Card for
 Mountain View
 Elementary School**



Principal
 Chris Woodward

Mountain View Elementary is a K-6 Title I school located in northeast Anchorage. We educate approximately 420 students with a staff of 21 classroom teachers, 15 certificated specialists and numerous support personnel. Our student population is comprised of multiple

racial and ethnic groups who speak more than 20 languages. We celebrate diversity in our school and in our neighborhood.

We are a Reading First school with strong emphasis on scientifically based reading programs and school-wide reading progress monitoring. Our instruction is data-driven and very effective. In recent years, our school has met the performance standards for Adequate Yearly Progress under the No Child Left Behind Act several times. Math has been an especially strong point for our students and we have fielded several winning Math Derby teams.

At Mountain View we are dedicated to promoting a safe, productive learning environment in which all students can thrive academically and socially.

4005 McPhee Ave
 Anchorage, Alaska 99508
 phone: 907-742-3900
 fax: 907-742-3911
www.asdk12.org

School Goals

Goal Level of Attainment

The number of students rated as not proficient on the state language arts assessment will decrease by 10 percent. Not Attained

The number of students rated as not proficient on the state math assessment will decrease by 10 percent. Not Attained

The school's School Climate and Connectedness Survey results in the area of Peer Climate will increase from 3.1 to 3.6. Not Attained

Our school helps students succeed through quality staff, parent involvement and community partnerships.

Parent Involvement

Parents play a crucial role in establishing school goals and making sure their children do well in school. Principals are required to share their school achievement data with parents, and they actively seek parents' suggestions, comments and participation in setting annual school goals. For schools that did not make Adequate Yearly Progress, principals will also work with parents and staff to develop detailed school improvement plans. Contact your school's principal for information on how parents can become involved in these activities.

School Business Partnerships

- Alaska Christian Ministries
- Big Brothers/Big Sisters of Alaska
- Carlile Transportation
- E & S Diversified Services
- Faith Christian Community
- Midtown Leos Club
- Mt. View Lions Club
- Neighborworks Anchorage
- Red Apple Market

Community Volunteers

Parents and other community members volunteered an average of 25 hours per week in the school.

Adequate Yearly Progress

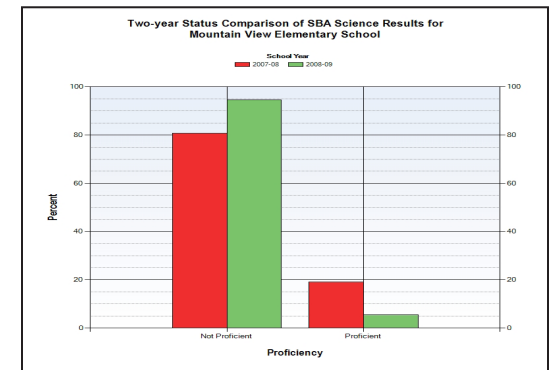
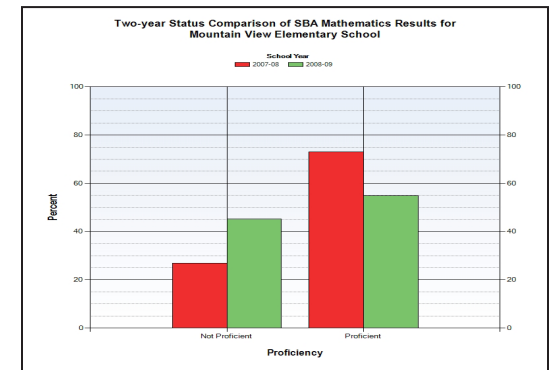
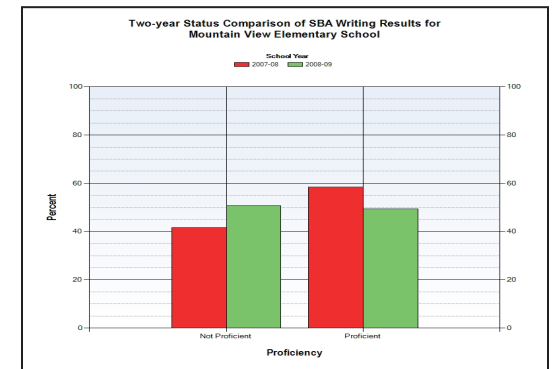
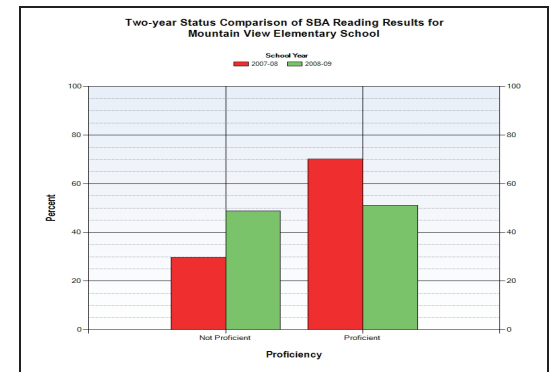
According to the No Child Left Behind Act, ASD as a whole is in its fourth year of Level 4 corrective status. In 2008-2009, the African-American, Alaska Native and American Indian, Low Income, Disabled, and Limited English Proficient student subgroups did not meet AYP in both language arts and math performance. The Asian and Hispanic sub-groups did not meet AYP in language arts only. Parents are invited to participate in the development of a district improvement plan that addresses the achievement of all students.

Teacher Quality Information (2008-2009)

	# of teachers	% fully licensed	% with advanced degrees	# Nationally Board Certified	% of classes taught by "highly qualified teachers"
Mountain View Elementary	35	100%	40%	0	96%
District Totals	3437	100%	44%	43	90%

Alaska Standards Based Assessment

The Alaska Standards Based Assessments (SBAs) are statewide tests designed to provide information about what students know and are able to do in reading, writing, mathematics and science. They estimate the degree to which students have mastered the Academic Performance Standards for reading, writing, mathematics and science outlined in the Grade Level Expectations. These assessments are written specifically for Alaska and are the foundation of the Alaska school-accountability system. Charts comparing two years' results are at right.



Mountain View Elementary School 2008-09 Adequate Yearly Progress Status Report

Does Not Meet AYP
Level 2

AMO For Language Arts: 77.18%
AMO For Mathematics: 66.09%

Group	Participation Rate				"FAY" (D) Tested & Enrolled "FAY"	Language Arts Performance					Mathematics Performance			
	(A) Number Enrolled	(B) Number Tested	Participation Rate (%)	(C) Participation Rate Met		(E) Proficient on LA	(F) Percent Proficient on LA	(G) LA Target	(H) Met AMO for LA	(I) Proficient on Mathematics	(J) Percent Proficient in Mathematics	(K) Mathematics Target	(L) Met AMO for Mathematics	
All Students	236	231	97.9%	Yes	187	97	51.9%	70%	No	107	57.2%	58%	No	
AF. AM.	29	29	100%	Yes	N/A	N/A	N/A	N/A	N/A	N/A	N/A	N/A	N/A	
AKNA/AI	31	29	93.5%	Yes	N/A	N/A	N/A	N/A	N/A	N/A	N/A	N/A	N/A	
Asian/NH/OPI	107	106	99.1%	Yes	84	33	39.3%	66.5%	No	43	51.2%	54.1%	No	
White	23	21	91.3%	Yes	N/A	N/A	N/A	N/A	N/A	N/A	N/A	N/A	N/A	
Hispanic	29	29	100%	Yes	N/A	N/A	N/A	N/A	N/A	N/A	N/A	N/A	N/A	
ME	17	17	N/A	N/A	N/A	N/A	N/A	N/A	N/A	N/A	N/A	N/A	N/A	
EDS	236	231	97.9%	Yes	187	97	51.9%	70%	No	107	57.2%	58%	No	
SWD	38	34	89.5%	Yes (Avg-3)	27	9	33.3%	58.4%	Yes-SH	8	29.6%	44.9%	No	
LEP	130	129	99.2%	Yes	103	41	39.8%	67.5%	No	57	55.3%	55.2%	Yes	

Attendance Rate: Met

92.3% (Threshold is 85%)

N/A is used to indicate:

- (1) Subgroups with 20 or fewer students enrolled on the first day of testing shall not be included in participation rate calculation.
- (2) Subgroups with 25 or fewer students enrolled for the "full academic year" shall not have the performance score computed.

* For the groups where the number enrolled is less than or equal to 40, participation is met when no more than two miss the test. Groups can also meet this target using the average of the past two or three years.

** When a group achieves a "Yes" without meeting the listed target, it has done so using either the 99% confidence interval or Safe Harbor.

*** The results cannot be published without releasing personally identifiable information based upon the EED reporting protocol.

This document was prepared by the ASD Assessment and Evaluation Department.

6/25/2009