


Progress Reports

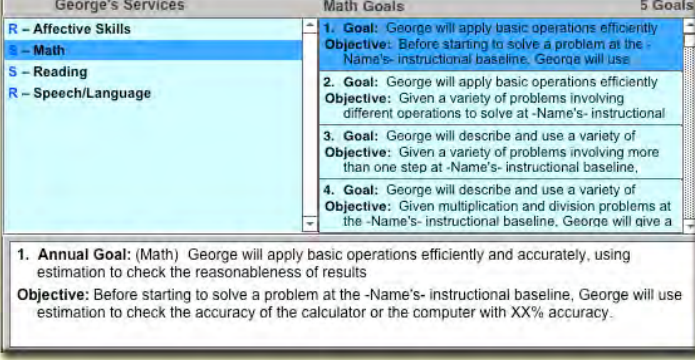
These reports are completed quarterly on all objectives.

- All information on this page is new -

 <p>Student List Identity Archived Records Progress Report Current Progress Report Referral Eligibility I E P Amendment Other Forms Manifestation Determination Functional Behavior Assessment Behavior Plan</p>	<p>INTRODUCTION</p> <p>Access to progress reports is now from the sidebar menu. You no longer have to go into the IEP to access it.</p> <p>If an initial IEP has not been completed and archived, this area will appear grayed out and not be accessible to you.</p> <p>If you select a different student to work on while in this view, you will bring up his/her progress report directly instead of being directed to the Student Identity page. This will speed up the data entry process.</p>
---	---

STEP-BY-STEP INSTRUCTIONS

When you open the "Current Progress Report" page, (below) you will see a summary of the student's current services.

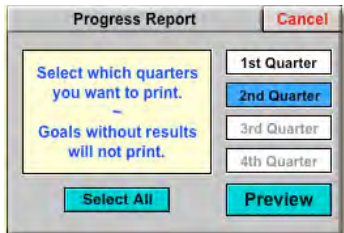
<p>1. Select the service area in which you wish to enter data.</p>	<p>2. Click on the preferred goal/objective in the right hand box</p>
 <p>George's Services</p> <p>R - Affective Skills M - Math S - Reading R - Speech/Language</p> <p>Math Goals</p> <p>1. Goal: George will apply basic operations efficiently Objective: Before starting to solve a problem at the -Name's- instructional baseline, George will use</p> <p>2. Goal: George will apply basic operations efficiently Objective: Given a variety of problems involving different operations to solve at -Name's- instructional</p> <p>3. Goal: George will describe and use a variety of Objective: Given a variety of problems involving more than one step at -Name's- instructional baseline,</p> <p>4. Goal: George will describe and use a variety of Objective: Given multiplication and division problems at the -Name's- instructional baseline, George will give a</p> <p>5 Goals</p> <p>1. Annual Goal: (Math) George will apply basic operations efficiently and accurately, using estimation to check the reasonableness of results Objective: Before starting to solve a problem at the -Name's- instructional baseline, George will use estimation to check the accuracy of the calculator or the computer with XX% accuracy.</p>	
<p>3. The goal and objective appear in their entirety in a text box (as shown above).</p> <p><i>(Step-by-Step instructions continue on next page)</i></p>	

Date	Result
1st Quarter	Enter quarterly review data and information here.
2nd Quarter	
3rd Quarter	
4th Quarter	

4. Enter the date and current data in the area above. This is also the place to enter plans for revising instruction or noting a plan to amend if progress has not been made.

- The "Result" text box will expand for more information.
- The first quarter refers to the school year, not the first quarter of the IEP.

PRINTING PROGRESS REPORTS

	<p>Once you have entered data in at least one quarter for at least one objective, you will have access to the print options.</p> <p>You now have the ability to print specific quarters or data for the full year.</p> <p>If you have entered no data in one of the objectives, that objective will not be printed with the report. Therefore, you should be certain all staff entering data have done so before printing your final report.</p>
--	--