

The AlaskaPoll



DITTMAN RESEARCH  
& COMMUNICATIONS  
CORPORATION

DRC Building  
8115 Jewel Lake Road  
Anchorage, Alaska 99502

Phone: (907) 243-3345

Fax: (907) 243-7172

Email: [dittman@alaska.net](mailto:dittman@alaska.net)

Web: [dittmanresearch.com](http://dittmanresearch.com)



*Information for Solutions*

- ❖ Market Research
- ❖ Public Opinion Analysis
- ❖ Political and Government Research
- ❖ Focus Groups

# OPINIONS AND PERCEPTIONS OF ANCHORAGE SCHOOL DISTRICT RESIDENTS REGARDING BOND ISSUES

December 2010

Prepared for



**Anchorage  
School District**



**I. Methodology ..... 1**

**II. Findings..... 2 - 8**

**III. Summary ..... 9**

**IV. Crosstabulations ..... 10 - 21**

**V. Verbatim Comments ..... 22 - 32**

*“Over the years, some bonded costs have been lower than anticipated, and this has gradually left the School District with a surplus of approximately \$5 million dollars in voter-approved bond money. One suggestion has been to re-direct that money to lower the amount of potential 2011 bonds to approximately \$95 million dollars. Would you support that suggestion, or do you recommend something else for the \$5 million dollars?”*

**VI. Appendix: Preliminary Results Questionnaire**





# Methodology





### **Overview**

During the period November 19 through December 5, 2010, six hundred and six (n=606) Alaskans residing within Anchorage School District boundaries and over the age of 18 were personally contacted via telephone by professional interviewing employees of the Dittman Research & Communications Corporation (DRC) of Alaska. These Alaskans were called from a list of voters who had voted in the 2009 Municipal Election and/or the 2010 Municipal Election, or had registered to vote since then. In addition, all respondents were screened to be “absolutely certain” or “very likely” to vote in the 2011 Municipal Election.

The sample error associated with a sample of this size in Anchorage is  $\pm 4.0\%$ . The views and opinions of the Anchorage residents were recorded on a strictly confidential basis.

### **Processing the Data**

DRC employees completed coding, editing, data entry and verification, while data processing was completed through the in-house DRC computer system featuring the Statistical Package for the Social Sciences (SPSS) program. The SPSS program is one of the most sophisticated research-oriented data processing and analytical systems available, and is designed specifically for the processing and analysis of survey research data.

### **Weighting Statement**

Results were weighted to equalize gender and to bring political registration into accordance with Anchorage voter registration statistics.

### **Measurement History**

Citizen opinion measurements by the DRC, utilizing the previously described methodology, analytical procedures and data processing systems, have proven to be virtually perfect predictors of political election results in Alaska for the past forty years.

# II Findings





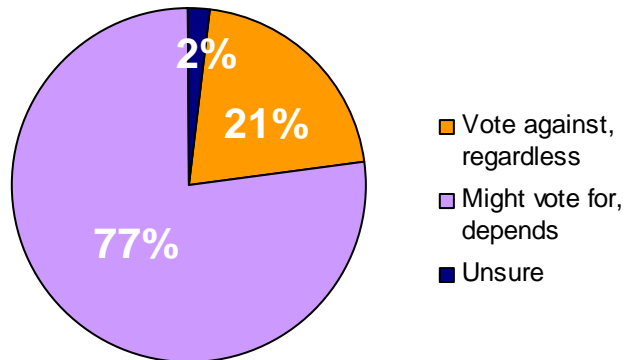
Overall, Anchorage voters appear to be basically predisposed to support Anchorage School District bond issues -- since 2000, 55% of ASD bond issues have passed. And in the current survey, 53% of respondents report they “usually vote for” ASD bond propositions.

*Question: Overall, would you say you usually vote for or against Anchorage School District bond propositions?*

53%	For
30%	Against
17%	Half and half / Depends

In fact, looking ahead to the next Municipal election in 2011, only approximately one out of five voters (21%) report they have made up their mind to vote “against” school bonds.

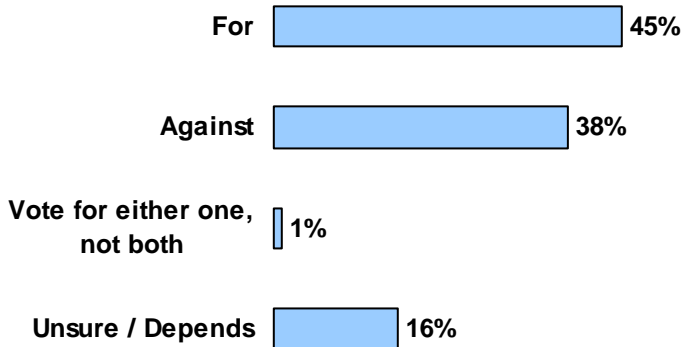
*Question: Specifically thinking about the upcoming Municipal election next April, do you think you’ll vote against any school bond regardless of how much it is for, or do you think you might vote in favor of school bonds depending on the dollar amount, and what it’s for?*





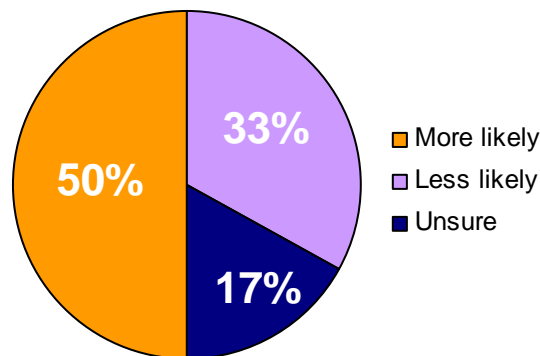
However, when the potential dollar amounts are considered, the "depends" element takes effect, and fewer than half (45%) report they would be inclined to vote "for" two proposed \$50 million dollar bonds.

*Question: Altogether, there may be two proposed bonds on the Municipal election ballot next year in April -- each for approximately \$50 million dollars. As things stand right now, would you say you're more inclined to vote for them, or against them?*



But there are some considerations that can change things. For example -- when voters consider there were no school bonds on the Municipal election ballot earlier this year (2010), half of all respondents (50%) report they would be "more likely to support" ASD bonds this year.

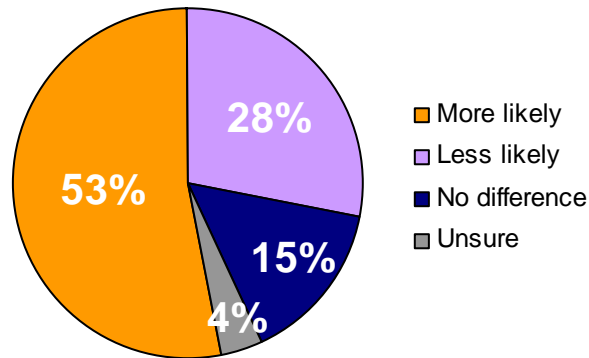
*Question: Last April, in 2010, there were no school bonds on the Municipal election ballot. Even though many of Anchorage's schools are approximately 50 years old, and \$800 million dollars in capital improvements had been identified -- the thought was that Anchorage tax payers needed a break. With that in mind, do you feel more likely or less likely to support school bonds next year, in 2011?*





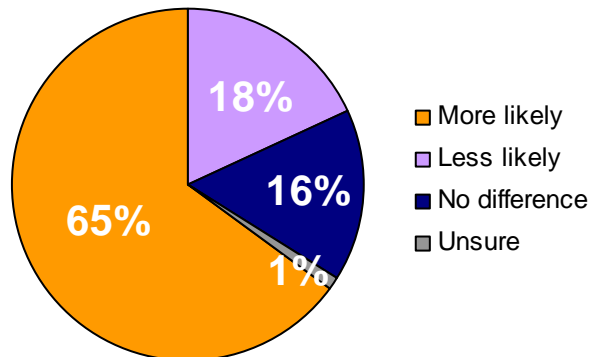
Also, when voters consider that approximately \$150 million dollars of school bond debt has recently been paid off, a little over half (53%) report they would be “*more likely to support*” ASD school bonds next year.

**Question:** *The Anchorage School District has paid off approximately \$150 million dollars of school bond debt since the last bond issue. Does this information help you to feel more likely or less likely to support approximately \$100 million dollars in school bonds if they are on the ballot next year?*



And when voters consider that the Alaska state legislature has promised to repay Anchorage between 60-70% of the total cost of the bonds, nearly two out of three (65%) report they would be “*more likely to support*” ASD school bonds next year.

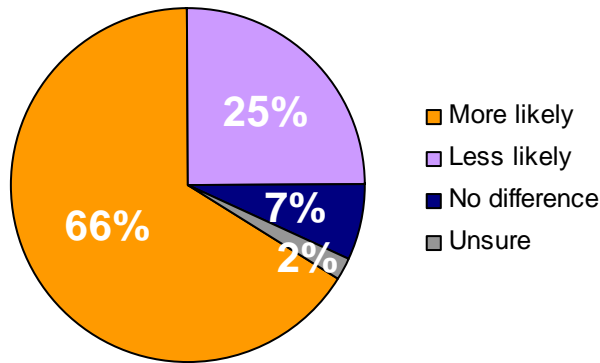
**Question:** *There may be another consideration -- the State Legislature has promised to repay Anchorage between 60-70% of the total cost of the bonds, and in the past, the legislature has always kept its word when it has made this promise. Does this information help you to feel more likely or less likely to support school bonds if they are on the ballot next year?*





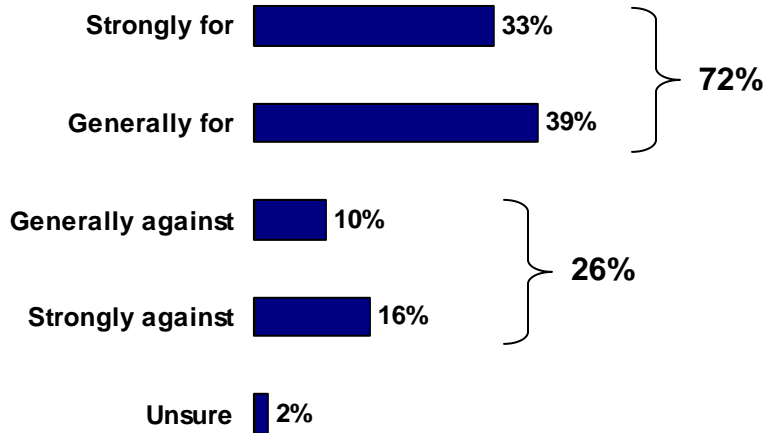
In addition, there is strong support for career and technology education (CTE) -- approximately two out of three voters (66%) report they would be "more likely to support" a bond package to extend the life of school buildings if the package also included projects to expand CTE opportunities.

*Question: Would you be more or less likely to support a package of projects to extend the life of school buildings if the package included projects that would expand career and technology education opportunities at high schools and middle schools?*



In fact, if \$17 million dollars of CTE projects were on the ballot by themselves, nearly three out of four voters (72%) report they would be likely to vote "for" the stand-alone bond issue.

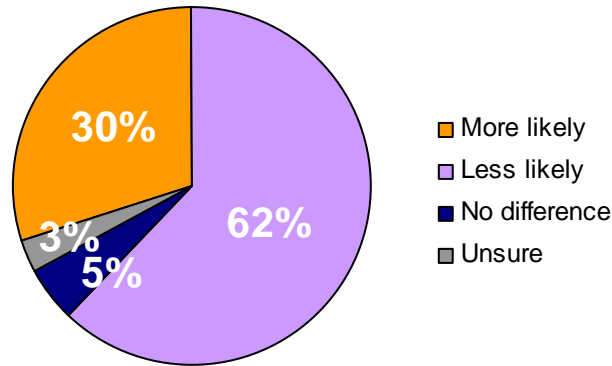
*Question: If a bond for \$17 million dollars to expand career and technology educational opportunities in high schools and middle schools were on the ballot, do you think you'd be most likely to vote for or against this bond issue?*





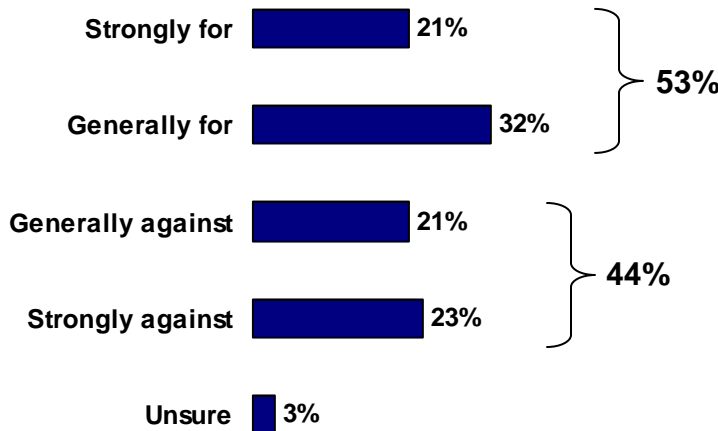
On the other hand, Anchorage voters report funding for installation of artificial turf athletic fields at area high schools is a much lower priority. Nearly two out of three voters (62%) report they would be "less likely to support" a package of projects if the package included installation of artificial turf fields.

*Question: Would you be more or less likely to support a package of projects to extend the life of school buildings if the package included funding for installation of artificial turf fields at high schools that currently don't have them?*



Altogether, the net effect is that a possible bond package that included \$38 million dollars to complete the Service High School improvements, as well as \$12.8 million for turf athletic fields would receive support from slightly over half (53%) of area voters.

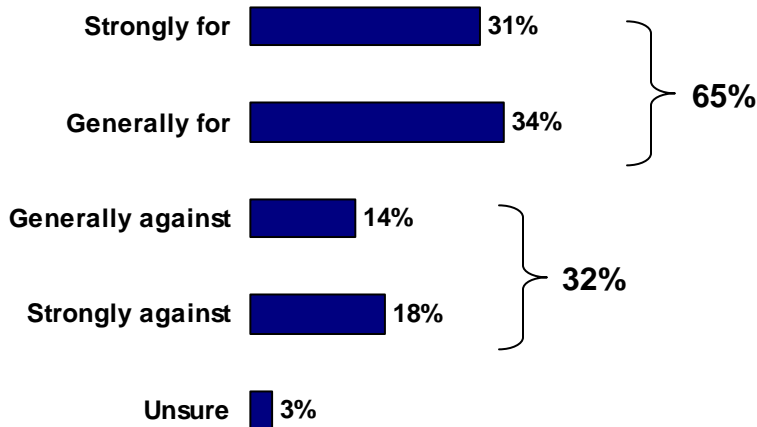
*Question: One possible bond, for approximately \$50 million dollars, would include \$38 million dollars to complete the remaining additions and improvements at Service High School, and \$12.8 million dollars to build turf athletic fields district-wide at West, East, Bartlett, and Service High schools, and Romig Junior High. At this time, do you think you will be most likely to vote for or against this bond issue?*





At the same time, another possible bond that includes \$8.5 million for planning and design projects, \$17 million for Career and Technology Education, and \$24.8 million for upgrades to extend the life of district schools would receive support from nearly two out of three (65%) area voters.

*Question: Another possible bond, also approximately \$50 million dollars, would include \$8.5 million dollars for planning and design projects to expand area-wide elementary schools in Girdwood and the Anchorage bowl; \$17 million dollars for Career Technology vocational education upgrades at District high schools, middle schools, and the King Career Center; and \$24.8 million dollars for roofs, plumbing, lighting, safety, and insulation upgrades to extend the life of District elementary, middle, and high schools. At this time, do you think you will be most likely to vote for or against this bond issue?*





And in conclusion, the largest percentage of respondents (64%) report they would like to see a surplus in voter-approved bond money be used to “lower the amount of potential 2011 bonds”.

*Question: Over the years, some bonded costs have been lower than anticipated, and this has gradually left the School District with a surplus of approximately \$5 million dollars in voter-approved bond money. One suggestion has been to re-direct that money to lower the amount of potential 2011 bonds to approximately \$95 million dollars. Would you support that suggestion, or do you recommend something else for the \$5 million dollars?*

- 64% Support lowering amount of potential 2011 bonds
- 7% Give back to taxpayers
- 6% Repay old bonds
- 6% Use for maintenance
- 5% Put in ASD General Fund
- 5% Use for school programs
- 7% Unsure

# III

# Summary





SUMMARY OF FINDINGS

- ◆ Overall, Anchorage voters appear to currently be in an “open-minded mood” as far as potential Anchorage School District bonds are concerned -- 77% report they “might” vote for ASD bonds in 2011.
- ◆ And even without knowing the specifics, by a small margin (45% to 38%), Municipal voters report they would be inclined to vote “for” two potential \$50 million ASD bonds if they were on the ballot next year.
- ◆ However, there are other factors in place that could have major impact.

Effect on 2011 Bond Election:

	More likely “for”	More likely “against”	No difference/ Unsure
- No bonds on ballot in 2010 -- “tax payers needed a break”	50%	33%	17%
- ASD has paid off approximately \$150 million in bonds since last bond issue	53%	28%	19%
- State legislature promise to repay Anchorage between 60-70% of total bond cost	65%	18%	17%
- Bonds include projects to expand career and technology education	66%	25%	9%
- Stand alone \$17 million bond to expand CTE opportunities	72%	26%	2%
- Bonds include projects to install artificial turf athletic fields	30%	62%	8%

- ◆ As far as ASD bonds are concerned, a potential \$50 million Service High School / artificial turf bond was reported to be favored by 53% of respondents, while a potential \$50 million bond for planning and design, CTE, and extend-the-life-of-building projects would be favored by 65% of respondents.
- ◆ In total, it appears the public popularity of career and technology education (CTE) would tend to add substantial support for a bond package, while the inclusion of artificial turf would tend to substantially diminish public support.

Note: In a special analysis, a bond issue incorporating CTE was supported by over one-out-of-four respondents (27-28%) who had previously reported they had made up their mind to vote against any school bond.



# IV Crosstabulations



**Overall, would you say you usually vote for or against Anchorage School District bond propositions?**

		Unsure	For	Against	50/50	BASE
<b>TOTAL</b>		0%	53%	30%	17%	100.0%
<b>Vote April 2010 ASD Bonds</b>	<b>Unsure</b>	0%	61%	30%	9%	1.4%
	<b>Vote against</b>	0%	7%	85%	8%	21.3%
	<b>Might vote for</b>	0%	65%	15%	19%	77.4%
<b>Assembly District</b>	<b>District 1</b>	5%	65%	25%	5%	3.2%
	<b>District 2</b>	0%	40%	41%	19%	12.2%
	<b>District 3</b>	0%	54%	27%	19%	20.8%
	<b>District 4</b>	0%	60%	26%	13%	16.1%
	<b>District 5</b>	0%	55%	30%	15%	18.0%
	<b>District 6</b>	0%	51%	31%	19%	29.7%
<b>Municipal Voting (2009-10)</b>	<b>1 of 2</b>	0%	51%	34%	15%	37.8%
	<b>2 of 2</b>	0%	54%	28%	18%	62.0%
	<b>Both</b>	0%	100%	0%	0%	.2%
<b>Likeliness to Vote</b>	<b>Absolutely certain</b>	0%	51%	33%	16%	64.7%
	<b>Very likely</b>	0%	55%	26%	18%	35.3%
<b>ASD Children in Household</b>	<b>None in ASD</b>	0%	29%	63%	8%	5.0%
	<b>1+</b>	1%	62%	19%	18%	24.3%
	<b>No Children</b>	0%	51%	32%	17%	70.6%
<b>Age</b>	<b>Refused</b>	0%	0%	0%	100%	.2%
	<b>18-24</b>	20%	42%	0%	38%	.8%
	<b>25-34</b>	0%	43%	46%	11%	5.3%
	<b>35-44</b>	0%	54%	29%	17%	11.2%
	<b>45-54</b>	0%	54%	31%	14%	22.9%
	<b>55+</b>	0%	53%	29%	18%	59.7%
<b>Own or Rent</b>	<b>Own</b>	0%	53%	31%	16%	93.9%
	<b>Rent</b>	0%	54%	24%	22%	6.1%
<b>Registered as</b>	<b>Democrat</b>	0%	82%	10%	7%	15.8%
	<b>Republican</b>	0%	32%	48%	20%	26.4%
	<b>Non-Partisan</b>	0%	57%	24%	18%	50.8%
	<b>Other</b>	0%	32%	52%	15%	6.9%
<b>Gender</b>	<b>Male</b>	0%	49%	36%	15%	50.0%
	<b>Female</b>	0%	56%	25%	19%	50.0%

**Specifically thinking about the upcoming Municipal election next April, do you think you'll vote against any school bond regardless of how much it is for, or do you think you might vote in favor of school bonds depending on the dollar amount, and what it's for?**

		Unsure	Vote against	Might vote for	BASE
<b>TOTAL</b>		1%	21%	77%	100.0%
<b>Usually Vote ASD Bonds</b>	<b>Unsure</b>	0%	0%	100%	.2%
	<b>For</b>	2%	3%	96%	52.8%
	<b>Against</b>	1%	60%	39%	30.3%
	<b>50/50</b>	1%	10%	89%	16.7%
<b>Assembly District</b>	<b>District 1</b>	0%	39%	61%	3.2%
	<b>District 2</b>	0%	29%	71%	12.2%
	<b>District 3</b>	1%	13%	86%	20.8%
	<b>District 4</b>	3%	19%	78%	16.1%
	<b>District 5</b>	1%	16%	82%	18.0%
	<b>District 6</b>	1%	26%	72%	29.7%
<b>Municipal Voting (2009-10)</b>	<b>1 of 2</b>	2%	20%	78%	37.8%
	<b>2 of 2</b>	1%	22%	77%	62.0%
	<b>Both</b>	0%	0%	100%	.2%
<b>Likelihood to Vote</b>	<b>Absolutely certain</b>	0%	21%	78%	64.7%
	<b>Very likely</b>	3%	21%	75%	35.3%
<b>ASD Children in Household</b>	<b>None in ASD</b>	2%	38%	60%	5.0%
	<b>1+</b>	1%	14%	85%	24.3%
	<b>No Children</b>	2%	22%	76%	70.6%
<b>Age</b>	<b>Refused</b>	0%	0%	100%	.2%
	<b>18-24</b>	0%	0%	100%	.8%
	<b>25-34</b>	0%	21%	79%	5.3%
	<b>35-44</b>	1%	19%	80%	11.2%
	<b>45-54</b>	1%	23%	77%	22.9%
	<b>55+</b>	2%	22%	77%	59.7%
<b>Own or Rent</b>	<b>Own</b>	1%	22%	77%	93.9%
	<b>Rent</b>	3%	16%	82%	6.1%
<b>Registered as</b>	<b>Democrat</b>	0%	6%	94%	15.8%
	<b>Republican</b>	2%	34%	64%	26.4%
	<b>Non-Partisan</b>	2%	19%	79%	50.8%
	<b>Other</b>	0%	23%	77%	6.9%
<b>Gender</b>	<b>Male</b>	1%	23%	75%	50.0%
	<b>Female</b>	1%	19%	79%	50.0%

**Altogether, there may be two proposed bonds on the Municipal election ballot next year in April -- each for approximately \$50 million dollars.  
As things stand right now, would you say you're more inclined to vote for them, or against them?**

		Unsure	For	Against	Vote one, not both	BASE
<b>TOTAL</b>		15%	45%	38%	1%	100.0%
<b>Usually Vote ASD Bonds</b>	<b>Unsure</b>	0%	100%	0%	0%	.2%
	<b>For</b>	12%	75%	11%	1%	52.8%
	<b>Against</b>	7%	5%	87%	0%	30.3%
	<b>50/50</b>	35%	24%	37%	4%	16.7%
<b>Vote April 2010 ASD Bonds</b>	<b>Unsure</b>	22%	25%	44%	9%	1.4%
	<b>Vote against</b>	1%	6%	92%	1%	21.3%
	<b>Might vote for</b>	18%	57%	24%	2%	77.4%
<b>Assembly District</b>	<b>District 1</b>	0%	71%	29%	0%	3.2%
	<b>District 2</b>	10%	32%	54%	4%	12.2%
	<b>District 3</b>	19%	53%	28%	1%	20.8%
	<b>District 4</b>	16%	47%	36%	1%	16.1%
	<b>District 5</b>	12%	46%	41%	2%	18.0%
	<b>District 6</b>	16%	42%	41%	1%	29.7%
<b>Municipal Voting (2009-10)</b>	<b>1 of 2</b>	16%	43%	40%	1%	37.8%
	<b>2 of 2</b>	14%	47%	37%	2%	62.0%
	<b>Both</b>	0%	0%	100%	0%	.2%
<b>Likelihood to Vote</b>	<b>Absolutely certain</b>	13%	47%	39%	2%	64.7%
	<b>Very likely</b>	19%	43%	37%	1%	35.3%
<b>ASD Children in Household</b>	<b>None in ASD</b>	8%	23%	69%	0%	5.0%
	<b>1+</b>	16%	57%	26%	0%	24.3%
	<b>No Children</b>	15%	43%	41%	2%	70.6%
<b>Age</b>	<b>Refused</b>	100%	0%	0%	0%	.2%
	<b>18-24</b>	18%	62%	20%	0%	.8%
	<b>25-34</b>	24%	39%	37%	0%	5.3%
	<b>35-44</b>	10%	45%	45%	0%	11.2%
	<b>45-54</b>	12%	49%	38%	1%	22.9%
	<b>55+</b>	15%	44%	38%	2%	59.7%
<b>Own or Rent</b>	<b>Own</b>	14%	45%	39%	1%	93.9%
	<b>Rent</b>	21%	47%	26%	6%	6.1%
<b>Registered as</b>	<b>Democrat</b>	15%	70%	13%	2%	15.8%
	<b>Republican</b>	11%	25%	61%	3%	26.4%
	<b>Non-Partisan</b>	16%	49%	34%	1%	50.8%
	<b>Other</b>	15%	39%	45%	0%	6.9%
<b>Gender</b>	<b>Male</b>	14%	42%	42%	2%	50.0%
	<b>Female</b>	16%	48%	35%	1%	50.0%

**Last April, in 2010, there were no school bonds on the Municipal election ballot.  
 Even though many of Anchorage's schools are approximately 50 years old, and \$800  
 million dollars in capital improvements had been identified --  
 the thought was that Anchorage tax payers needed a break.  
 With that in mind, do you feel more likely or less likely to support school bonds next year,  
 in 2011?**

		Unsure	More likely	Less likely	No difference	BASE
<b>TOTAL</b>		16%	50%	33%	1%	100.0%
<b>Usually Vote ASD Bonds</b>	<b>Unsure</b>	0%	100%	0%	0%	.2%
	<b>For</b>	14%	78%	8%	0%	52.8%
	<b>Against</b>	12%	11%	77%	0%	30.3%
	<b>50/50</b>	31%	37%	31%	2%	16.7%
<b>Vote April 2010 ASD Bonds</b>	<b>Unsure</b>	14%	23%	63%	0%	1.4%
	<b>Vote against</b>	4%	7%	89%	0%	21.3%
	<b>Might vote for</b>	20%	63%	17%	1%	77.4%
<b>Assembly District</b>	<b>District 1</b>	5%	70%	25%	0%	3.2%
	<b>District 2</b>	24%	40%	37%	0%	12.2%
	<b>District 3</b>	17%	57%	24%	2%	20.8%
	<b>District 4</b>	13%	54%	33%	0%	16.1%
	<b>District 5</b>	15%	52%	32%	1%	18.0%
	<b>District 6</b>	17%	45%	38%	0%	29.7%
<b>Municipal Voting (2009-10)</b>	<b>1 of 2</b>	16%	48%	36%	0%	37.8%
	<b>2 of 2</b>	17%	52%	31%	1%	62.0%
	<b>Both</b>	0%	100%	0%	0%	.2%
<b>Likeliness to Vote</b>	<b>Absolutely certain</b>	15%	51%	33%	1%	64.7%
	<b>Very likely</b>	19%	49%	32%	1%	35.3%
<b>ASD Children in Household</b>	<b>None in ASD</b>	7%	37%	56%	0%	5.0%
	<b>1+</b>	20%	60%	19%	1%	24.3%
	<b>No Children</b>	16%	48%	36%	0%	70.6%
<b>Age</b>	<b>Refused</b>	100%	0%	0%	0%	.2%
	<b>18-24</b>	18%	82%	0%	0%	.8%
	<b>25-34</b>	31%	37%	32%	0%	5.3%
	<b>35-44</b>	4%	55%	39%	1%	11.2%
	<b>45-54</b>	16%	53%	30%	1%	22.9%
	<b>55+</b>	17%	50%	33%	0%	59.7%
<b>Own or Rent</b>	<b>Own</b>	16%	50%	34%	1%	93.9%
	<b>Rent</b>	27%	62%	12%	0%	6.1%
<b>Registered as</b>	<b>Democrat</b>	18%	75%	7%	0%	15.8%
	<b>Republican</b>	14%	35%	51%	0%	26.4%
	<b>Non-Partisan</b>	17%	52%	30%	1%	50.8%
	<b>Other</b>	17%	46%	37%	0%	6.9%
<b>Gender</b>	<b>Male</b>	16%	44%	39%	1%	50.0%
	<b>Female</b>	17%	57%	26%	0%	50.0%

The Anchorage School District has paid off approximately \$150 million dollars of school bond debt since the last bond issue.

Does this information help you to feel more likely or less likely to support approximately \$100 million dollars in school bonds if they are on the ballot next year?

		Unsure	More likely	Less likely	No difference	BASE
<b>TOTAL</b>		4%	53%	28%	15%	100.0%
<b>Usually Vote ASD Bonds</b>	<b>Unsure</b>	0%	100%	0%	0%	.2%
	<b>For</b>	2%	78%	8%	12%	52.8%
	<b>Against</b>	3%	16%	63%	17%	30.3%
	<b>50/50</b>	13%	39%	25%	23%	16.7%
<b>Vote April 2010 ASD Bonds</b>	<b>Unsure</b>	0%	37%	35%	27%	1.4%
	<b>Vote against</b>	1%	10%	74%	16%	21.3%
	<b>Might vote for</b>	5%	65%	15%	15%	77.4%
<b>Assembly District</b>	<b>District 1</b>	0%	61%	19%	21%	3.2%
	<b>District 2</b>	0%	45%	34%	21%	12.2%
	<b>District 3</b>	7%	59%	22%	12%	20.8%
	<b>District 4</b>	4%	53%	24%	19%	16.1%
	<b>District 5</b>	7%	50%	27%	15%	18.0%
	<b>District 6</b>	3%	52%	32%	12%	29.7%
<b>Municipal Voting (2009-10)</b>	<b>1 of 2</b>	6%	50%	28%	16%	37.8%
	<b>2 of 2</b>	3%	54%	28%	15%	62.0%
	<b>Both</b>	0%	100%	0%	0%	.2%
<b>Likeliness to Vote</b>	<b>Absolutely certain</b>	3%	53%	28%	17%	64.7%
	<b>Very likely</b>	7%	53%	28%	12%	35.3%
<b>ASD Children in Household</b>	<b>None in ASD</b>	2%	33%	52%	13%	5.0%
	<b>1+</b>	1%	68%	15%	16%	24.3%
	<b>No Children</b>	5%	49%	30%	15%	70.6%
<b>Age</b>	<b>Refused</b>	0%	100%	0%	0%	.2%
	<b>18-24</b>	0%	62%	0%	38%	.8%
	<b>25-34</b>	18%	48%	19%	15%	5.3%
	<b>35-44</b>	1%	60%	28%	11%	11.2%
	<b>45-54</b>	2%	56%	25%	17%	22.9%
	<b>55+</b>	4%	51%	30%	15%	59.7%
<b>Own or Rent</b>	<b>Own</b>	4%	53%	28%	16%	93.9%
	<b>Rent</b>	12%	53%	25%	10%	6.1%
<b>Registered as</b>	<b>Democrat</b>	5%	70%	9%	15%	15.8%
	<b>Republican</b>	4%	39%	40%	17%	26.4%
	<b>Non-Partisan</b>	4%	54%	26%	16%	50.8%
	<b>Other</b>	7%	56%	37%	0%	6.9%
<b>Gender</b>	<b>Male</b>	4%	46%	33%	17%	50.0%
	<b>Female</b>	5%	60%	22%	13%	50.0%

**There may be another consideration -- the State Legislature has promised to repay Anchorage between 60-70% of the total cost of the bonds, and in the past, the legislature has always kept its word when it has made this promise.**  
**Does this information help you to feel more likely or less likely to support school bonds if they are on the ballot next year?**

		Unsure	More likely	Less likely	No difference	BASE
<b>TOTAL</b>		1%	65%	18%	16%	100.0%
<b>Usually Vote ASD Bonds</b>	<b>Unsure</b>	0%	100%	0%	0%	.2%
	<b>For</b>	1%	89%	3%	7%	52.8%
	<b>Against</b>	1%	26%	46%	27%	30.3%
	<b>50/50</b>	3%	57%	13%	28%	16.7%
<b>Vote April 2010 ASD Bonds</b>	<b>Unsure</b>	0%	65%	22%	14%	1.4%
	<b>Vote against</b>	1%	19%	54%	26%	21.3%
	<b>Might vote for</b>	1%	77%	8%	14%	77.4%
<b>Assembly District</b>	<b>District 1</b>	0%	80%	15%	5%	3.2%
	<b>District 2</b>	0%	55%	27%	18%	12.2%
	<b>District 3</b>	1%	73%	10%	17%	20.8%
	<b>District 4</b>	1%	63%	18%	18%	16.1%
	<b>District 5</b>	4%	61%	20%	16%	18.0%
	<b>District 6</b>	0%	65%	18%	16%	29.7%
<b>Municipal Voting (2009-10)</b>	<b>1 of 2</b>	1%	61%	19%	20%	37.8%
	<b>2 of 2</b>	1%	67%	17%	14%	62.0%
	<b>Both</b>	0%	100%	0%	0%	.2%
<b>Likelihood to Vote</b>	<b>Absolutely certain</b>	1%	64%	19%	16%	64.7%
	<b>Very likely</b>	1%	65%	16%	17%	35.3%
<b>ASD Children in Household</b>	<b>None in ASD</b>	2%	49%	38%	10%	5.0%
	<b>1+</b>	0%	76%	12%	12%	24.3%
	<b>No Children</b>	2%	62%	18%	18%	70.6%
<b>Age</b>	<b>Refused</b>	0%	100%	0%	0%	.2%
	<b>18-24</b>	0%	100%	0%	0%	.8%
	<b>25-34</b>	0%	56%	16%	28%	5.3%
	<b>35-44</b>	1%	63%	25%	11%	11.2%
	<b>45-54</b>	1%	67%	16%	16%	22.9%
	<b>55+</b>	1%	64%	17%	17%	59.7%
<b>Own or Rent</b>	<b>Own</b>	1%	64%	18%	16%	93.9%
	<b>Rent</b>	2%	68%	13%	17%	6.1%
<b>Registered as</b>	<b>Democrat</b>	0%	87%	5%	8%	15.8%
	<b>Republican</b>	1%	53%	30%	16%	26.4%
	<b>Non-Partisan</b>	2%	65%	15%	18%	50.8%
	<b>Other</b>	0%	56%	23%	21%	6.9%
<b>Gender</b>	<b>Male</b>	0%	60%	20%	19%	50.0%
	<b>Female</b>	2%	69%	15%	14%	50.0%

**Would you be more or less likely to support a package of projects to extend the life of school buildings  
if the package included projects that would expand career and technology education opportunities at high schools and middle schools?**

		Unsure	More likely	Less likely	No difference	BASE
<b>TOTAL</b>		2%	66%	25%	7%	100.0%
<b>Usually Vote ASD Bonds</b>	<b>Unsure</b>	0%	100%	0%	0%	.2%
	<b>For</b>	2%	86%	7%	5%	52.8%
	<b>Against</b>	1%	35%	57%	7%	30.3%
	<b>50/50</b>	6%	61%	24%	9%	16.7%
<b>Vote April 2010 ASD Bonds</b>	<b>Unsure</b>	0%	56%	44%	0%	1.4%
	<b>Vote against</b>	1%	28%	61%	10%	21.3%
	<b>Might vote for</b>	2%	77%	15%	6%	77.4%
<b>Assembly District</b>	<b>District 1</b>	0%	80%	15%	6%	3.2%
	<b>District 2</b>	0%	61%	28%	10%	12.2%
	<b>District 3</b>	2%	72%	20%	6%	20.8%
	<b>District 4</b>	1%	72%	23%	4%	16.1%
	<b>District 5</b>	5%	62%	27%	7%	18.0%
	<b>District 6</b>	2%	62%	29%	6%	29.7%
<b>Municipal Voting (2009-10)</b>	<b>1 of 2</b>	2%	67%	25%	6%	37.8%
	<b>2 of 2</b>	2%	66%	25%	7%	62.0%
	<b>Both</b>	0%	100%	0%	0%	.2%
<b>Likeliness to Vote</b>	<b>Absolutely certain</b>	2%	66%	26%	6%	64.7%
	<b>Very likely</b>	2%	66%	23%	8%	35.3%
<b>ASD Children in Household</b>	<b>None in ASD</b>	0%	48%	49%	3%	5.0%
	<b>1+</b>	3%	67%	20%	10%	24.3%
	<b>No Children</b>	2%	67%	25%	6%	70.6%
<b>Age</b>	<b>Refused</b>	0%	0%	100%	0%	.2%
	<b>18-24</b>	0%	100%	0%	0%	.8%
	<b>25-34</b>	4%	60%	27%	9%	5.3%
	<b>35-44</b>	0%	71%	21%	8%	11.2%
	<b>45-54</b>	1%	66%	25%	8%	22.9%
	<b>55+</b>	3%	66%	26%	6%	59.7%
<b>Own or Rent</b>	<b>Own</b>	2%	66%	26%	6%	93.9%
	<b>Rent</b>	3%	72%	13%	13%	6.1%
<b>Registered as</b>	<b>Democrat</b>	2%	89%	5%	4%	15.8%
	<b>Republican</b>	2%	52%	38%	8%	26.4%
	<b>Non-Partisan</b>	2%	67%	24%	7%	50.8%
	<b>Other</b>	0%	63%	30%	7%	6.9%
<b>Gender</b>	<b>Male</b>	2%	62%	28%	8%	50.0%
	<b>Female</b>	2%	71%	23%	5%	50.0%

**If a bond for \$17m to expand career and technology educational opportunities in high schools and middle schools were on the ballot,  
do you think you'd be most likely to vote for or against this bond issue?**

		Unsure	Strongly for	Generally for	Generally against	Strongly against	BASE
<b>TOTAL</b>		2%	33%	39%	10%	16%	100.0%
<b>Usually Vote ASD Bonds</b>	<b>Unsure</b>	0%	0%	100%	0%	0%	.2%
	<b>For</b>	1%	52%	42%	2%	2%	52.8%
	<b>Against</b>	2%	4%	32%	18%	44%	30.3%
	<b>50/50</b>	5%	22%	45%	20%	7%	16.7%
<b>Vote April 2010 ASD Bonds</b>	<b>Unsure</b>	12%	10%	34%	22%	22%	1.4%
	<b>Vote against</b>	1%	6%	21%	17%	55%	21.3%
	<b>Might vote for</b>	2%	40%	44%	8%	5%	77.4%
<b>Assembly District</b>	<b>District 1</b>	0%	46%	34%	0%	20%	3.2%
	<b>District 2</b>	1%	25%	39%	17%	19%	12.2%
	<b>District 3</b>	4%	37%	39%	9%	11%	20.8%
	<b>District 4</b>	2%	31%	43%	12%	13%	16.1%
	<b>District 5</b>	4%	35%	35%	8%	18%	18.0%
	<b>District 6</b>	2%	30%	41%	9%	18%	29.7%
<b>Municipal Voting (2009-10)</b>	<b>1 of 2</b>	3%	30%	40%	10%	17%	37.8%
	<b>2 of 2</b>	2%	34%	39%	10%	15%	62.0%
	<b>Both</b>	0%	0%	100%	0%	0%	.2%
<b>Likelihood to Vote</b>	<b>Absolutely certain</b>	2%	36%	35%	10%	17%	64.7%
	<b>Very likely</b>	3%	27%	46%	11%	13%	35.3%
<b>ASD Children in Household</b>	<b>None in ASD</b>	0%	20%	26%	18%	36%	5.0%
	<b>1+</b>	1%	38%	43%	7%	11%	24.3%
	<b>No Children</b>	3%	32%	39%	11%	16%	70.6%
<b>Age</b>	<b>Refused</b>	100%	0%	0%	0%	0%	.2%
	<b>18-24</b>	0%	18%	82%	0%	0%	.8%
	<b>25-34</b>	4%	26%	42%	6%	22%	5.3%
	<b>35-44</b>	1%	28%	42%	9%	20%	11.2%
	<b>45-54</b>	3%	37%	39%	10%	12%	22.9%
	<b>55+</b>	2%	33%	38%	11%	16%	59.7%
<b>Own or Rent</b>	<b>Own</b>	2%	33%	38%	10%	16%	93.9%
	<b>Rent</b>	3%	29%	51%	8%	10%	6.1%
<b>Registered as</b>	<b>Democrat</b>	0%	47%	50%	3%	0%	15.8%
	<b>Republican</b>	2%	21%	34%	21%	22%	26.4%
	<b>Non-Partisan</b>	3%	34%	38%	8%	16%	50.8%
	<b>Other</b>	0%	31%	40%	0%	29%	6.9%
<b>Gender</b>	<b>Male</b>	2%	30%	37%	10%	20%	50.0%
	<b>Female</b>	3%	35%	41%	10%	11%	50.0%

**Would you be more or less likely to support a package of projects to extend the life of school buildings if the package included funding for installation of artificial turf fields at high schools that currently don't have them?**

		Unsure	More likely	Less likely	No difference	BASE
<b>TOTAL</b>		3%	30%	62%	5%	100.0%
<b>Usually Vote ASD Bonds</b>	<b>Unsure</b>	0%	0%	100%	0%	.2%
	<b>For</b>	3%	46%	45%	6%	52.8%
	<b>Against</b>	1%	12%	84%	4%	30.3%
	<b>50/50</b>	6%	13%	76%	5%	16.7%
<b>Vote April 2010 ASD Bonds</b>	<b>Unsure</b>	0%	23%	68%	9%	1.4%
	<b>Vote against</b>	2%	5%	88%	5%	21.3%
	<b>Might vote for</b>	3%	37%	55%	5%	77.4%
<b>Assembly District</b>	<b>District 1</b>	11%	32%	57%	0%	3.2%
	<b>District 2</b>	4%	19%	71%	6%	12.2%
	<b>District 3</b>	3%	31%	61%	5%	20.8%
	<b>District 4</b>	2%	33%	61%	4%	16.1%
	<b>District 5</b>	4%	37%	54%	5%	18.0%
	<b>District 6</b>	2%	28%	65%	6%	29.7%
<b>Municipal Voting (2009-10)</b>	<b>1 of 2</b>	2%	30%	62%	5%	37.8%
	<b>2 of 2</b>	3%	30%	62%	5%	62.0%
	<b>Both</b>	0%	0%	100%	0%	.2%
<b>Likelihood to Vote</b>	<b>Absolutely certain</b>	3%	29%	64%	4%	64.7%
	<b>Very likely</b>	3%	31%	59%	7%	35.3%
<b>ASD Children in Household</b>	<b>None in ASD</b>	0%	16%	75%	9%	5.0%
	<b>1+</b>	2%	36%	54%	8%	24.3%
	<b>No Children</b>	4%	28%	64%	4%	70.6%
<b>Age</b>	<b>Refused</b>	0%	0%	100%	0%	.2%
	<b>18-24</b>	0%	59%	41%	0%	.8%
	<b>25-34</b>	4%	41%	49%	7%	5.3%
	<b>35-44</b>	2%	29%	65%	4%	11.2%
	<b>45-54</b>	2%	33%	59%	7%	22.9%
	<b>55+</b>	3%	28%	64%	5%	59.7%
<b>Own or Rent</b>	<b>Own</b>	3%	30%	63%	5%	93.9%
	<b>Rent</b>	3%	34%	52%	12%	6.1%
<b>Registered as</b>	<b>Democrat</b>	4%	47%	41%	8%	15.8%
	<b>Republican</b>	2%	18%	77%	3%	26.4%
	<b>Non-Partisan</b>	3%	30%	62%	5%	50.8%
	<b>Other</b>	0%	38%	55%	7%	6.9%
<b>Gender</b>	<b>Male</b>	3%	29%	63%	6%	50.0%
	<b>Female</b>	3%	31%	61%	5%	50.0%

One possible bond, for approximately \$50m, would include \$38m to complete the remaining additions and improvements at Service High School, and \$12.8m to build turf athletic fields district-wide at West, East, Bartlett, and Service High schools, and Romig Junior High.

At this time, do you think you will be most likely to vote for or against this bond issue?

		Unsure	Strongly for	Generally for	Generally against	Strongly against	BASE
<b>TOTAL</b>		3%	21%	32%	21%	23%	100.0%
<b>Bond Order</b>	Service, turf 1st	3%	25%	34%	19%	19%	50.6%
	Extend life, CTE, Girdwood 1st	3%	16%	29%	24%	28%	49.4%
<b>Usually Vote ASD Bonds</b>	Unsure	0%	0%	100%	0%	0%	.2%
	For	2%	37%	42%	13%	5%	52.8%
	Against	0%	3%	11%	26%	61%	30.3%
	50/50	8%	4%	36%	38%	13%	16.7%
<b>Vote April 2010 ASD Bonds</b>	Unsure	0%	10%	23%	36%	30%	1.4%
	Vote against	0%	4%	6%	16%	74%	21.3%
	Might vote for	3%	26%	39%	23%	9%	77.4%
<b>Assembly District</b>	District 1	6%	32%	37%	4%	20%	3.2%
	District 2	5%	15%	23%	22%	36%	12.2%
	District 3	1%	25%	32%	26%	15%	20.8%
	District 4	3%	22%	38%	17%	21%	16.1%
	District 5	4%	20%	29%	20%	26%	18.0%
<b>Municipal Voting (2009-10)</b>	District 6	1%	19%	33%	22%	24%	29.7%
	1 of 2	3%	21%	28%	25%	24%	37.8%
	2 of 2	3%	21%	34%	19%	23%	62.0%
<b>Likeliness to Vote</b>	Both	0%	0%	100%	0%	0%	.2%
	Absolutely certain	3%	22%	30%	22%	24%	64.7%
<b>ASD Children in Household</b>	Very likely	3%	20%	35%	21%	22%	35.3%
	None in ASD	0%	16%	16%	24%	44%	5.0%
<b>ASD Children in Household</b>	1+	1%	29%	38%	18%	15%	24.3%
	No Children	3%	19%	31%	22%	25%	70.6%
	Refused	0%	0%	100%	0%	0%	.2%
<b>Age</b>	18-24	0%	0%	100%	0%	0%	.8%
	25-34	0%	7%	42%	30%	21%	5.3%
	35-44	0%	23%	31%	21%	25%	11.2%
	45-54	3%	28%	30%	19%	20%	22.9%
	55+	3%	20%	30%	22%	25%	59.7%
	Own or Rent	Own	3%	21%	31%	21%	24%
<b>Registered as</b>	Rent	0%	14%	49%	26%	12%	6.1%
	Democrat	2%	42%	40%	13%	2%	15.8%
	Republican	1%	14%	22%	27%	36%	26.4%
	Non-Partisan	4%	18%	36%	21%	22%	50.8%
<b>Gender</b>	Other	0%	24%	24%	15%	37%	6.9%
	Male	2%	17%	32%	21%	29%	50.0%
	Female	3%	25%	32%	22%	18%	50.0%

One possible bond, for approximately 50 million dollars, would include \$8.5m for planning and design projects to expand area-wide elementary schools in Girdwood and the Anchorage bowl; \$17m for Career Technology vocational education upgrades at District high schools, middle schools, and the King Career Center; and \$24.8m for roofs, plumbing, lighting, safety, and insulation upgrades to extend the life of District elementary, middle, and high schools.

At this time, do you think you will be most likely to vote for or against this bond issue?

		Unsure	Strongly for	Generally for	Generally against	Strongly against	BASE
<b>TOTAL</b>		3%	31%	34%	14%	18%	100.0%
<b>Bond Order</b>	Service, turf 1st	3%	34%	33%	15%	15%	50.6%
	Extend life, CTE, Girdwood 1st	2%	27%	36%	13%	22%	49.4%
<b>Usually Vote ASD Bonds</b>	Unsure	0%	100%	0%	0%	0%	.2%
	For	2%	53%	38%	4%	2%	52.8%
	Against	1%	2%	19%	25%	53%	30.3%
	50/50	8%	13%	48%	23%	9%	16.7%
<b>Vote April 2010 ASD Bonds</b>	Unsure	0%	37%	41%	0%	22%	1.4%
	Vote against	1%	7%	5%	21%	65%	21.3%
	Might vote for	3%	37%	42%	12%	6%	77.4%
<b>Assembly District</b>	District 1	0%	70%	5%	4%	20%	3.2%
	District 2	4%	21%	31%	17%	27%	12.2%
	District 3	2%	39%	39%	10%	11%	20.8%
	District 4	1%	29%	41%	11%	17%	16.1%
	District 5	6%	27%	30%	17%	20%	18.0%
	District 6	2%	28%	34%	16%	20%	29.7%
<b>Municipal Voting (2009-10)</b>	1 of 2	4%	27%	36%	14%	19%	37.8%
	2 of 2	2%	33%	33%	14%	18%	62.0%
	Both	0%	100%	0%	0%	0%	.2%
<b>Likeliness to Vote</b>	Absolutely certain	2%	31%	32%	15%	19%	64.7%
	Very likely	3%	30%	38%	11%	17%	35.3%
<b>ASD Children in Household</b>	None in ASD	2%	23%	24%	7%	43%	5.0%
	1+	1%	42%	37%	9%	11%	24.3%
	No Children	3%	27%	34%	16%	19%	70.6%
<b>Age</b>	Refused	0%	0%	0%	100%	0%	.2%
	18-24	0%	20%	62%	18%	0%	.8%
	25-34	4%	18%	48%	10%	21%	5.3%
	35-44	1%	34%	33%	13%	18%	11.2%
	45-54	4%	36%	30%	15%	16%	22.9%
	55+	3%	29%	35%	13%	20%	59.7%
<b>Own or Rent</b>	Own	2%	31%	34%	14%	19%	93.9%
	Rent	8%	25%	40%	13%	15%	6.1%
<b>Registered as</b>	Democrat	2%	61%	27%	9%	1%	15.8%
	Republican	2%	17%	30%	20%	30%	26.4%
	Non-Partisan	3%	32%	37%	11%	17%	50.8%
	Other	0%	7%	48%	24%	21%	6.9%
<b>Gender</b>	Male	3%	29%	30%	15%	24%	50.0%
	Female	3%	32%	39%	13%	13%	50.0%

Over the years, some bonded costs have been lower than anticipated, and this has gradually left the School District with a surplus of approximately 5 million dollars in voter-approved bond money.  
 One suggestion has been to re-direct that money to lower the amount of potential 2011 bonds to approximately 95 million dollars.  
 Would you support that suggestion, or do you recommend something else for the 5 million dollars?

		Unsure	Support	To taxpayers	Repay old bonds	Maintenance	Gen'l Fund	Programs, class size	BASE
<b>TOTAL</b>		8%	64%	7%	6%	6%	5%	5%	100.0%
<b>Usually Vote ASD Bonds</b>	<b>Unsure</b>	0%	100%	0%	0%	0%	0%	0%	.2%
	<b>For</b>	6%	74%	1%	3%	4%	5%	6%	52.8%
	<b>Against</b>	8%	50%	16%	8%	9%	4%	5%	30.3%
	<b>50/50</b>	13%	56%	7%	10%	7%	5%	3%	16.7%
<b>Vote April 2010 ASD Bonds</b>	<b>Unsure</b>	20%	37%	20%	0%	14%	0%	9%	1.4%
	<b>Vote against</b>	8%	45%	16%	12%	9%	6%	3%	21.3%
	<b>Might vote for</b>	8%	69%	4%	4%	5%	5%	5%	77.4%
<b>Assembly District</b>	<b>District 1</b>	8%	57%	11%	6%	4%	4%	11%	3.2%
	<b>District 2</b>	2%	59%	7%	13%	10%	4%	5%	12.2%
	<b>District 3</b>	6%	73%	6%	2%	5%	5%	2%	20.8%
	<b>District 4</b>	11%	65%	3%	1%	8%	5%	7%	16.1%
	<b>District 5</b>	13%	53%	8%	6%	5%	10%	5%	18.0%
	<b>District 6</b>	7%	66%	7%	8%	5%	2%	5%	29.7%
<b>Municipal Voting (2009-10)</b>	<b>1 of 2</b>	6%	66%	7%	6%	6%	4%	5%	37.8%
	<b>2 of 2</b>	9%	63%	6%	6%	6%	5%	5%	62.0%
	<b>Both</b>	0%	100%	0%	0%	0%	0%	0%	.2%
<b>Likelihood to Vote</b>	<b>Absolutely certain</b>	7%	65%	5%	7%	6%	5%	5%	64.7%
	<b>Very likely</b>	10%	63%	9%	3%	6%	4%	5%	35.3%
<b>ASD Children in Household</b>	<b>None in ASD</b>	0%	58%	15%	5%	3%	11%	8%	5.0%
	<b>1+</b>	4%	67%	7%	5%	7%	3%	7%	24.3%
	<b>No Children</b>	10%	63%	6%	6%	6%	5%	4%	70.6%
<b>Age</b>	<b>Refused</b>	0%	100%	0%	0%	0%	0%	0%	.2%
	<b>18-24</b>	18%	44%	0%	0%	0%	20%	18%	.8%
	<b>25-34</b>	10%	67%	3%	5%	7%	0%	9%	5.3%
	<b>35-44</b>	3%	66%	8%	6%	7%	2%	7%	11.2%
	<b>45-54</b>	7%	72%	5%	4%	3%	3%	6%	22.9%
	<b>55+</b>	9%	60%	7%	7%	7%	6%	3%	59.7%
<b>Own or Rent</b>	<b>Own</b>	8%	64%	7%	6%	6%	5%	5%	93.9%
	<b>Rent</b>	11%	64%	3%	3%	11%	0%	9%	6.1%
<b>Registered as</b>	<b>Democrat</b>	8%	69%	2%	2%	5%	7%	8%	15.8%
	<b>Republican</b>	6%	65%	9%	8%	4%	4%	5%	26.4%
	<b>Non-Partisan</b>	10%	62%	5%	7%	6%	5%	5%	50.8%
	<b>Other</b>	0%	63%	21%	0%	15%	0%	0%	6.9%
<b>Gender</b>	<b>Male</b>	7%	60%	9%	8%	7%	6%	4%	50.0%
	<b>Female</b>	9%	68%	5%	4%	5%	4%	6%	50.0%

# Verbatim Comments





# Verbatim Comments

Question: *“Over the years, some bonded costs have been lower than anticipated, and this has gradually left the School District with a surplus of approximately \$5 million dollars in voter-approved bond money. One suggestion has been to re-direct that money to lower the amount of potential 2011 bonds to approximately \$95 million dollars. Would you support that suggestion, or do you recommend something else for the \$5 million dollars?”*

**ANCHORAGE/EAGLE RIVER**

---

QUESTION: ...*"Would you support that suggestion, or do you recommend something else for the 5 million dollars?"*

---

That is a great idea, but the bottom line is how much this would cost us.

Put it into the school budget and use it since it has already been approved.

Put it in the General Fund.

Stop raising the budget by \$30,000 to \$40,000 a year! Save the reserves and don't spend them! The enrollment has been flat for 12 years! So why do they need more money? They are just building a bureaucracy down there at ASD!

Use it toward a project that has been planned and is already on the books so-to-speak. Five million isn't going to make much difference on a new bond!

It is always nice to have something to fall back on in case of an emergency. Let it ride.

Operating costs.

Put it where it is most needed.

Put it in savings.

Keep the money in the General Fund -- keep it for back-up.

Offer more direct services for kids -- like pre-school, Head Start, and Title 1.

Use the money for low income, homeless, and less fortunate children.

Put it in tax-free municipal bonds.

Put it towards school programs.

Use it for the critical needs of older schools.

Five million dollars could be better spent elsewhere -- like maintenance of buildings.

Put it into repairs and maintenance.

Fix emergency situations as they come up instead of waiting.

Do maintenance -- don't wait for bond issues.

Put it into a revolving maintenance fund.



**ANCHORAGE/EAGLE RIVER**

---

CONTINUED: ...*"Would you support that suggestion, or do you recommend something else for the 5 million dollars?"*

---

Put more emphasis on teacher training and course content.

Money has already been allotted so use it for what it was meant for.

How far would \$5 million go towards finding out the ratio between students and teachers?

Put the money back into the district.

Property taxes are too high.

Put it where it is best for the District.

Use it for maintenance.

Do more of the work on the list. If there is \$800 million on the list, then we should start working on whittling the list down.

Use it for school repairs where it is really needed.

Use it for upkeep -- wherever they need it.

Maintenance on schools that already exist.

Bring in a consultant and restructure the whole finances of ASD. I think it is very poorly run.

Put it into the music and arts programs which are very under-funded, particularly the mathematical side of the music. There you have to learn one-quarter time, one-eighth time, and one-half time. The mathematical component is very helpful for grade school kids.

Use it for identified school projects that are not listed in the bonds.

Put it toward their budget to lower it.

Put it into maintenance for the schools.

Pay down the existing bond debt.

I'm a total no vote for taxes in any form until we get a sales tax to take the burden off the taxpayers and homeowners.

I would use it for basic maintenance of schools and charter schools assistance.

Decrease class sizes.



**ANCHORAGE/EAGLE RIVER**

---

CONTINUED: ...*"Would you support that suggestion, or do you recommend something else for the 5 million dollars?"*

---

Lower property taxes.

Just put it somewhere else where it is needed -- not enough to knock down the bond amount.

Maybe they could use that for some of the things they need, but I would need to know more about why they need it. I have been at Romig and they have something now, so I don't think they need any, but I don't know about the other schools. I need more information before I can say for sure.

Pay off the higher interest rate bonds. I am assuming the incoming bonds will be at a lower interest rate, so pay off some of the bonds at the higher interest rate and then if needed, borrow more at the lower interest rate.

Pay off the debt that created the \$5 million in the first place.

Pay what they have already bonded.

Repay the debts.

Put it towards the budget deficit for next year.

Use it to retire old bonds.

Cut bonds altogether. They are stealing from people.

Pay the taxpayers back.

It ought to come back to the taxpayers.

Lower my property taxes then maybe the school bonds. Right now I think they have too much overhead and they keep raising my taxes.

Send it back to the taxpayers.

Help get us out of debt.

Give it back to the taxpayers.

Pay off debt.

Give back to the taxpayers or lower the debt.

Lower property taxes.



**ANCHORAGE/EAGLE RIVER**

---

CONTINUED: ...*"Would you support that suggestion, or do you recommend something else for the 5 million dollars?"*

---

Give it back if it isn't used.

Give it back to the city.

Return to the taxpayers.

Repay the taxpayers.

Lower taxes on operating expenses.

Lower the taxes.

Give it back to the taxpayers. Stop charging taxes and balance their budget. We all have to live on a budget. I am just so tired of this.

Pay it to the teachers.

Keep it in reserve for emergency use.

Do the significant things -- like if the roof leaks or major maintenance repairs on aging buildings -- particularly water leaks.

Use it for curriculum. Don't get rid of the pod program at the junior high level. Strive for smaller class sizes.

Apply it to the old bonds that are still outstanding.

Deferred maintenance -- like plumbing and roof upgrades.

Why can't we have one general design for all the schools? It could be put to use for maintenance.

I think the School District is too "top heavy" and they need to allocate the funds to the school where the need actually is.

Can \$5 million be used to offset the deficit? I would have to research all the angles on the expenditure of funds.

Repairs and maintenance of the buildings.

Make the athletic, music, and art programs benefit so the parents don't have to pay.

I recommend they give it back to the taxpayers. It is the taxpayers' money.



**ANCHORAGE/EAGLE RIVER**

---

CONTINUED: ...*"Would you support that suggestion, or do you recommend something else for the 5 million dollars?"*

---

Use it for upkeep.

The students don't seem to be getting anything. There are more administrators than students.

Pay off other bonds with it.

Stop expecting the state to pay our bills. One of these days we will have a sales tax. Use it to pay off other bills.

Apply it to lower the property taxes.

Return the \$5 million to the taxpayers.

I don't know where they should direct it -- maybe towards the repairs that were listed, not the upgrades.

Put it towards the current shortfall.

Give it back to the taxpayers.

It should be returned and re-authorized by the voters.

I wouldn't support that, but I don't know where else to use it. I would have to study it.

Put it into school programs.

Pay off previous debt.

Invest it in schools -- safe pedestrian crossing routes to school.

Roads and recreation.

I would like to see the teachers paid more.

Give it back to the taxpayers.

Maintenance.

Return it to taxpayers.

Pay down the debt.

For maintenance and upkeep of buildings.



**ANCHORAGE/EAGLE RIVER**

---

CONTINUED: ...*"Would you support that suggestion, or do you recommend something else for the 5 million dollars?"*

---

I have no idea, but I know kids need other things that are not funded, like putting some into programs for afterschool.

Find a way to reduce fees imposed on students for sports and other afterschool activities. Get rid of the fees or radically reduce them so they can participate.

Upgrade and refurbish the schools, so all get what they need.

Use it towards the current deficit in the budget or lowering class sizes.

I recommend a rebate to the taxpayers.

Don't spend it and then give me a chance to vote on what you are going to spend it for.

Use it for maintenance and upgrades to complete the project. Some of the upgrades aren't complete! They end up not working.

Spend it on maintenance of the current facilities.

Just use it for a backup. Put it toward the problem in schools with drugs.

Put it into more vocational training.

The biggest thing lacking in the bond issues is the lack of explanation of the bonds by the School Board.

Keep up the buildings and replace the tear downs.

Use it to ensure all our third-graders are reading proficiently.

Pay off funds with it.

A swimming pool in South Anchorage.

Lower the amount people have to pay in taxes.

Give it back to the city -- the taxpayers.

If it came in under-cost and any additional work needed to be funded, then re-approve it. Next year you go back and get another budget. Don't use it at all! Just don't spend it so voters don't pay for it.

Use that money to spend on deferred maintenance. Spend it!



**ANCHORAGE/EAGLE RIVER**

---

CONTINUED: ...*"Would you support that suggestion, or do you recommend something else for the 5 million dollars?"*

---

It is good to have a surplus for emergencies and things that come up unanticipated.

Give it back to the property taxpayers.

Give that money to South High School to build a nice stadium, and for other projects. We need to improve the schools. We had to work really, really hard to get the field we wanted at South! That is not very nice of them!

It should go where it is meant to go.

I believe in infrastructure. Can land be bought? Or put it toward maintenance.

Pay down the debt.

I would like that \$5 million to pay off the existing bond debt rather than have it go for other projects.

I recommend giving this money back to the taxpayers because we were over-charged.

The money should be given back if it was not used for the purpose it was approved for. The School District does not have the authority to use the money for something other than what it was allocated for!

The voters would look more favorably on this issue if they used the \$5 million on the projects they are asking for. They need to get the information out in a more clear way so that people understand that they were proactive in saving that money.

I recommend that the money be kept in a savings account for a "rainy day" -- in case of a fire or something like that.

If they could use it to actually help the students -- like putting the money towards music and physical education programs.

I would re-direct that money for the general operating budget. If that is not possible, I would add it to the proposed bonds as a cushion against over-rides, which there always are.

It should be put back into an emergency fund. That fund would be contingent upon a structural catastrophe -- like a roof caving in or leaking and damaging of the interior of the school.

Put it in the bank. Every year they build something and charge the taxpayers more. It is time to start using the money they have. Use it wisely so the taxpayers don't end up with money they spent foolishly.

Keep that in reserve because \$5 million won't make much of a dent in the whole picture.



**ANCHORAGE/EAGLE RIVER**

---

CONTINUED: ...*"Would you support that suggestion, or do you recommend something else for the 5 million dollars?"*

---

A slush fund for emergencies if a disaster were to strike -- for anything that would be needed immediately.

It depends on what they have that it can go into. I would have to have more information about what they do.

Pay off the current bonds and then lower our property taxes. Then use sales taxes to fund school projects.

Use the money for the shortfalls they are having so more gets paid off.

Put it towards the homeless.

Use it to give teachers a raise.

Put it towards teachers so no one has to be laid off in these hard times.

Pay off past bonds and lower our property taxes.

Use it for reviewing the effectiveness of the planners, administrators and School Board in administering the distribution of monies. Are there some duplications of positions? We need some efficiency experts in the area of school financial management. They need to look for more effective and better ways to spend the money and get better value for the dollars spent.

Put it towards curriculum that works and teachers, so they can lower the teacher to children ratio in the classrooms.

Pay off the existing bonds.

Pay the teachers more.

Pay Carol Comeau a severance and get a new superintendent. She has outworn her welcome. Get someone new in there with new ideas! She did a good job, but now it is time for her to go! I can run my household on a budget, why can't she?

Invest in preventative operations and maintenance of the facilities. In addition, I would re-evaluate and assist with current designs previously paid for and not spend additional money for re-designing each time we need a school. Use the existing money to assist with a design to suit the requirements of the new school versus spending and having money for new designs. Use the old designs. I am tired of the School District using McCool Carlson every single time to draft a design. What ever happened to competitive bidding and not sole-sourcing?

Larger recreational areas, such as in Minnesota, which could be used by the older people as well.



**ANCHORAGE/EAGLE RIVER**

---

CONTINUED: ...*"Would you support that suggestion, or do you recommend something else for the 5 million dollars?"*

---

Pay off the existing loans.

Use it for repairs.

I would like to see more pre-school programs within the School District -- more specifically educational pre-school programs. I would like to see smaller class sizes and more funding for non-Title 1 schools. I think we need to have a writing curriculum in all schools. We don't have one currently. These are some of my "teacher dreams." The District should talk to us a bit more. We teachers do what we can with what we have.

They could take that money and use it for turf. This voter supports academic and structural bond money and would be hesitant to support funding for turf.

They need better teachers! I want a full audit performed by an outside company on the School District to show us in here how we can make cuts to lower the amount we are spending per student on education. I would like the auditors to look into cutting the district in half to form two school districts. The \$5 million could be partially used for a comptroller -- an elected official -- to keep this district from getting ripped off from members and unions on supplies for this school district. We had to pay the same price for three tractors for the same price quoted for 15!! What this district is being ripped off for is ridiculous! I would like to see someone with a business degree at the helm! As a parent, and a volunteer, I have seen this happening. The companies are over-charging the Anchorage School District in dozens of ways. There is nobody looking out for where our kids' money is being spent!

Pay down the existing debt.

Pay back past bonds and lower our taxes.

Send it back to the taxpayers.

Pay off the past bond debt.

A salary increase for some of the administrators -- maybe across the board.

Pay past bills.

Pay down the debt they currently have.

Pay off bonds they already have.

Return the money to the taxpayers so our property taxes can go down. Quit paying for these surveys.



**ANCHORAGE/EAGLE RIVER**

---

CONTINUED: ...*"Would you support that suggestion, or do you recommend something else for the 5 million dollars?"*

---

Pay back what they owe.

Pay off the bond early.

Pay off bonds that are outstanding and live within a budget like the rest of us.

# VI

# Appendix



PRELIMINARY RESULTS  
 n=606

Q.1	How likely do you think you are to vote in the next Anchorage Municipal Election in April 2011: -- absolutely certain, very likely, somewhat likely, or not at all likely?	Absolutely certain Very likely (THANK & TERMINATE) Somewhat likely (THANK & TERMINATE) Not at all likely (THANK & TERMINATE) Unsure	65% 35%
Q.2	Overall, would you say you usually vote <u>for</u> or <u>against</u> Anchorage School District bond propositions?	<b>For</b> Against 50/50, depends (volunteered)	<b>53%</b> 30% 17%
Q.3	Specifically thinking about the upcoming Municipal election next April, do you think you'll <u>vote against any school bond</u> regardless of how much it is for, or do you think you <u>might vote in favor of school bonds</u> depending on the dollar amount, and what it's for?	Vote against, regardless <b>Might vote for, depends</b> Unsure	21% <b>77%</b> 2%
Q.4	Last April, in 2010, there were no school bonds on the Municipal election ballot. Even though many of Anchorage's schools are approximately <u>50 years old</u> , and <u>800 million dollars</u> in capital improvements had been identified -- the thought was that Anchorage tax payers needed a break. With that in mind, do you feel more likely or less likely to support school bonds next year, in 2011?	<b>More likely</b> Less likely Unsure	<b>50%</b> 33% 17%
Q.5	The Anchorage School District has paid off approximately <u>150 million dollars</u> of school bond debt since the last bond issue. Does this information help you to feel more likely or less likely to support approximately <u>100 million dollars</u> in school bonds if they are on the ballot next year?	<b>More likely</b> Less likely No difference (volunteered) Unsure	<b>53%</b> 28% 15% 4%
Q.6	Altogether, there may be two proposed bonds on the Municipal election ballot next year in April -- each for approximately <u>50 million dollars</u> . As things stand right now, would you say you're more inclined to vote <u>for</u> them, or <u>against</u> them?	<b>For</b> Against Vote for either one, not both (volunteered) Unsure / Depends	<b>45%</b> 38% 1% 16%

**[Questions 7 and 8 were asked in alternating order]**

<p><b>Q.7</b> ASKED FIRST</p>	<p>One possible bond, for approximately <u>50 million dollars</u>, would include <u>38 million dollars</u> to complete the remaining additions and improvements at Service High School, and <u>12.8 million dollars</u> to build turf athletic fields district-wide at West, East, Bartlett, and Service High schools, and Romig Junior High. At this time, do you think you will be most likely to vote for or against this bond issue? ...and is that strongly or just generally?</p>	<p>Strongly for 25% <b>Generally for 34%</b> Generally against 19% Strongly against 19% Unsure 3%</p>
<p><b>Q.8</b></p>	<p>Another possible bond, also approximately <u>50 million dollars</u>, would include <u>8.5 million dollars</u> for planning and design projects to expand area-wide elementary schools in Girdwood and the Anchorage bowl; <u>17 million dollars</u> for Career Technology vocational education upgrades at District high schools, middle schools, and the King Career Center; and <u>24.8 million dollars</u> for roofs, plumbing, lighting, safety, and insulation upgrades to extend the life of District elementary, middle, and high schools. At this time, do you think you will be most likely to vote for or against this bond issue? ...and is that strongly or just generally?</p>	<p><b>Strongly for 34%</b> Generally for 33% Generally against 15% Strongly against 15% Unsure 3%</p>

**OR...**

<p><b>Q.8</b> ASKED FIRST</p>	<p>One possible bond, for approximately <u>50 million dollars</u>, would include <u>8.5 million dollars</u> for planning and design projects to expand area-wide elementary schools in Girdwood and the Anchorage bowl; <u>17 million dollars</u> for Career Technology vocational education upgrades at District high schools, middle schools, and the King Career Center; and <u>24.8 million dollars</u> for roofs, plumbing, lighting, safety, and insulation upgrades to extend the life of District elementary, middle, and high schools. At this time, do you think you will be most likely to vote for or against this bond issue? ...and is that strongly or just generally?</p>	<p>Strongly for 27% <b>Generally for 36%</b> Generally against 13% Strongly against 22% Unsure 2%</p>
<p><b>Q.7</b></p>	<p>Another possible bond, also approximately <u>50 million dollars</u>, would include <u>38 million dollars</u> to complete the remaining additions and improvements at Service High School, and <u>12.8 million dollars</u> to build turf athletic fields district-wide at West, East, Bartlett, and Service High schools, and Romig Junior High. At this time, do you think you will be most likely to vote for or against this bond issue? ...and is that strongly or just generally?</p>	<p>Strongly for 16% <b>Generally for 29%</b> Generally against 24% Strongly against 28% Unsure 3%</p>

Q.9	There may be another consideration -- the State Legislature has promised to repay Anchorage between 60-70% of the total cost of the bonds, and in the past, the legislature has always kept its word when it has made this promise. Does this information help you to feel more likely or less likely to support school bonds if they are on the ballot next year?	<p style="text-align: right;"><b>More likely</b> Less likely No difference (volunteered) Unsure</p>	<p style="text-align: right;"><b>65%</b> 18% 16% 1%</p>
Q.10	Would you be more or less likely to support a package of projects to extend the life of school buildings if the package included projects that would expand career and technology education opportunities at high schools and middle schools?	<p style="text-align: right;"><b>More likely</b> Less likely No difference (volunteered) Unsure</p>	<p style="text-align: right;"><b>66%</b> 25% 7% 2%</p>
Q.11	Would you be more or less likely to support a package of projects to extend the life of school buildings if the package included funding for installation of artificial turf fields at high schools that currently don't have them?	<p style="text-align: right;">More likely <b>Less likely</b> No difference (volunteered) Unsure</p>	<p style="text-align: right;">30% <b>62%</b> 5% 3%</p>
Q.12	If a bond for <u>17 million dollars</u> to expand career and technology educational opportunities in high schools and middle schools were on the ballot, do you think you'd be most likely to vote for or against this bond issue? ...and is that strongly or just generally?	<p style="text-align: right;">Strongly for <b>Generally for</b> Generally against Strongly against Unsure</p>	<p style="text-align: right;">33% <b>39%</b> 10% 16% 2%</p>
Q.13	Over the years, some bonded costs have been lower than anticipated, and this has gradually left the School District with a surplus of approximately <u>5 million dollars</u> in voter-approved bond money. One suggestion has been to re-direct that money to lower the amount of potential 2011 bonds to approximately <u>95 million dollars</u> . Would you support that suggestion, or do you recommend something else for the <u>5 million dollars</u> ?	<p style="text-align: right;"><b>Support</b> <b>VOLUNTEERED COMMENTS:</b> Give back to taxpayers Maintenance Repay old bonds Programs for schools General ASD fund Unsure</p>	<p style="text-align: right;"><b>64%</b> 7% 6% 6% 5% 5% 7%</p>

◆◆ Now I have just a few more quick questions to make sure we have a representative sample...

Q.14	In what year were you born?	Age:	18-24	1%
			25-34	5%
			35-44	11%
			45-54	23%
			55+	60%
Q.15	When you registered to vote, did you register as a Democrat, Republican, Non-Partisan, Undeclared, or something else?		Democrat	16%
			Republican	26%
			Non-Partisan/Undeclared	51%
			Other	7%
Q.16	Of the people currently living in your household, <u>how many</u> are children or adolescents age 5 to 18?		(SKIP TO Q.18) None	71%
			One or more	29%
Q.17	How many of these children currently attend public school in the Anchorage School District?		None	17%
			One or more	83%
Q.18	Do you own, rent or lease the home you live in?		Own	94%
			Rent/Lease	6%
Q.19	Gender		Male	50%
			Female	50%