

Kindergarten









































Complete the following activities with your child and have them return the work on November 6th.

Name: _____

Dear Family Member,

On the front and back of this activity page are a number of simple shapes we are practicing for letter formation. Please have your child trace the dotted shapes, starting at the stars.

Name: _____

Collect the Stars



A collection of six different dotted paths for tracing, each leading to a star. The paths are: 1) a vertical line with a series of circles on the left side, leading to a blue star; 2) a vertical zigzag path leading to a red star; 3) a vertical path with a series of 'S' curves leading to a blue star; 4) a vertical path with a series of 'C' curves leading to a red star; 5) a vertical path with a series of 'U' curves leading to a red star; 6) a vertical path with a series of triangles leading to a blue star.































NAME: _____






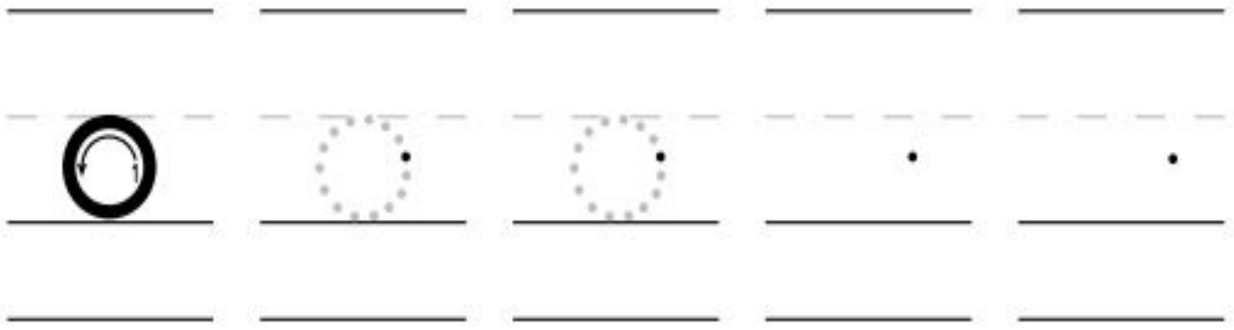
DATE: _____

PP.3

Activity Page

Directions: Have students trace and copy the letters. Encourage students to say the sounds while writing the letters.



NAME: _____

DATE: _____

Directions: Have students trace and copy the words. Encourage students to say the sounds while writing the letters.

at

at

at

cat

cat

cat

dot

dot

dot

dog

dog

dog

dig



dig

dig

cot

cot

cot

Vote by circling  or  for each picture. Then, color the pictures!

