



PLEASE WRITE YOUR NAME PHONETICALLY ON YOUR
NOTE CARD AND ADD ANY ACCOLADES YOU WOULD
LIKE TO HAVE READ OFF WHEN YOU WALK.

EXAMPLES:

JROTC, TOM CASE LEADERSHIP FELLOW, NATIONAL MERIT
SCHOLAR, NATIONAL HONORS SOCIETY, ETC.

ALASKA MIDDLE COLLEGE GRADUATION

Friday May 19th, 2:00 pm
Alaska Airlines Center



ARRIVAL TIME AND PARKING

- + Students should arrive at **1:00 pm** to line up for graduation
- + There are plenty of available parking spaces, please view this map if you have any questions



DRESS AND DECORUM

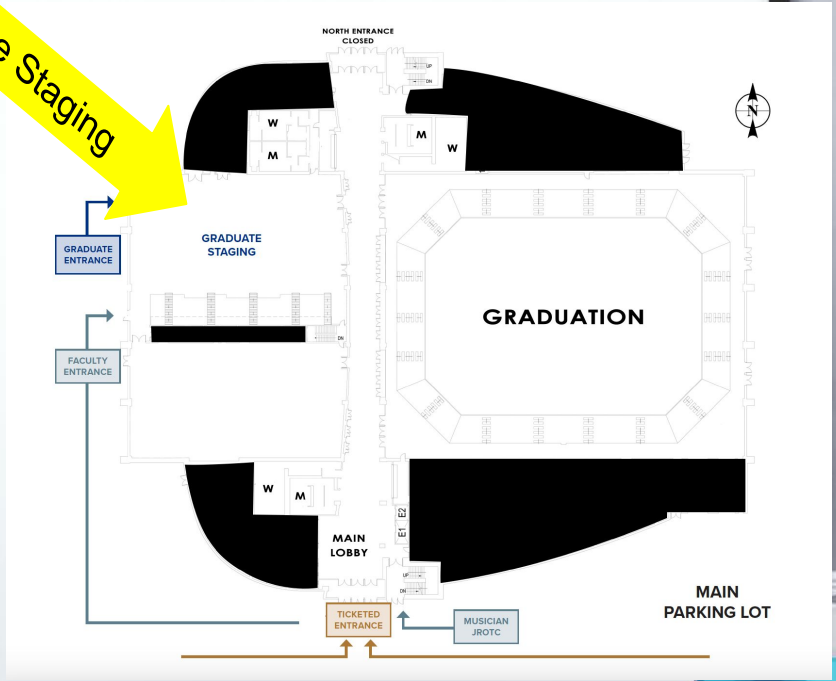
- + Students will be wearing their cap and gowns over their school-appropriate attire.
- + You should have your cap, tassel, gown, and stole.
- + One way ASD students may honor their heritage is through the adornment of cultural regalia during graduation ceremonies. Other decorations on cap are not permitted.
- + Only bring your keys, all other items should be left in car or with family.
- + Horns, confetti, or other disruptive items will not be permitted.

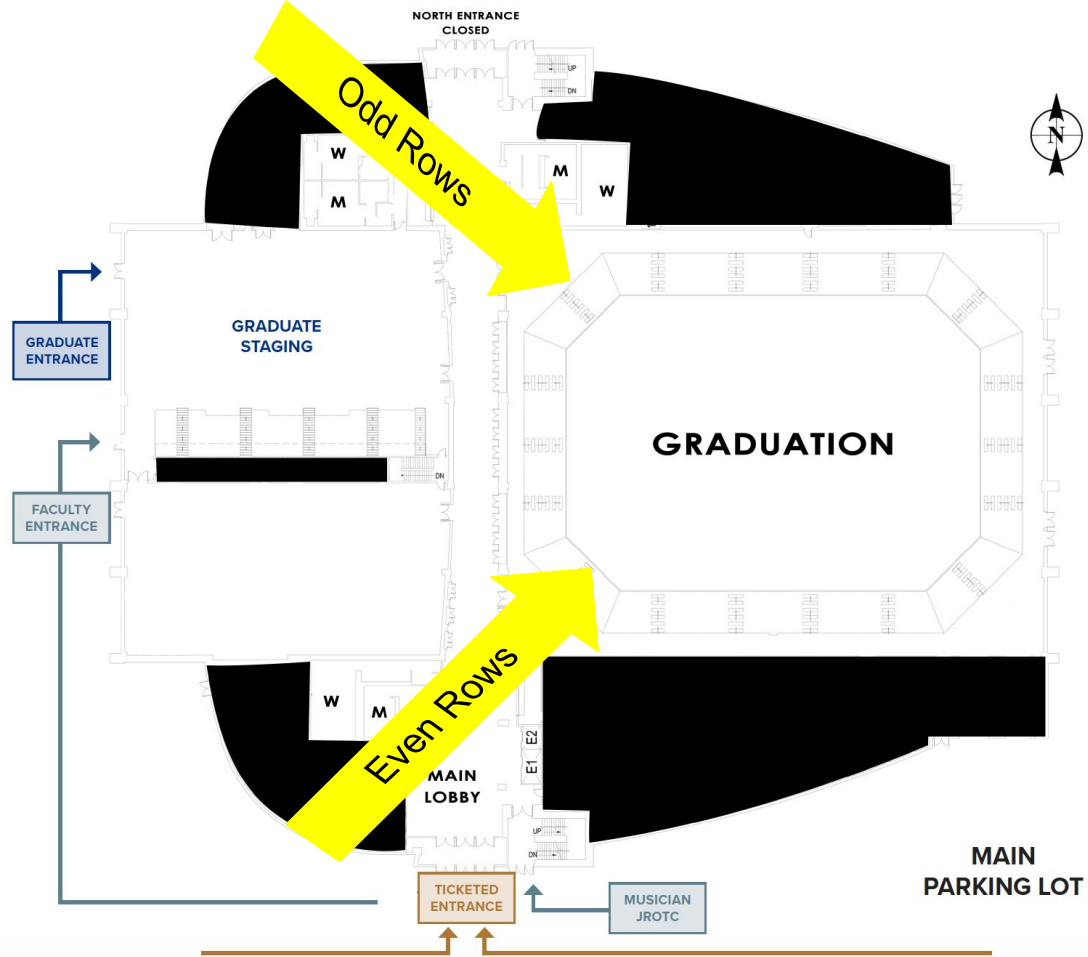


GRADUATE STAGING AND SECURITY CHECK

- + Students will gather and line up for practice in the staging area, you will enter at the side of the building

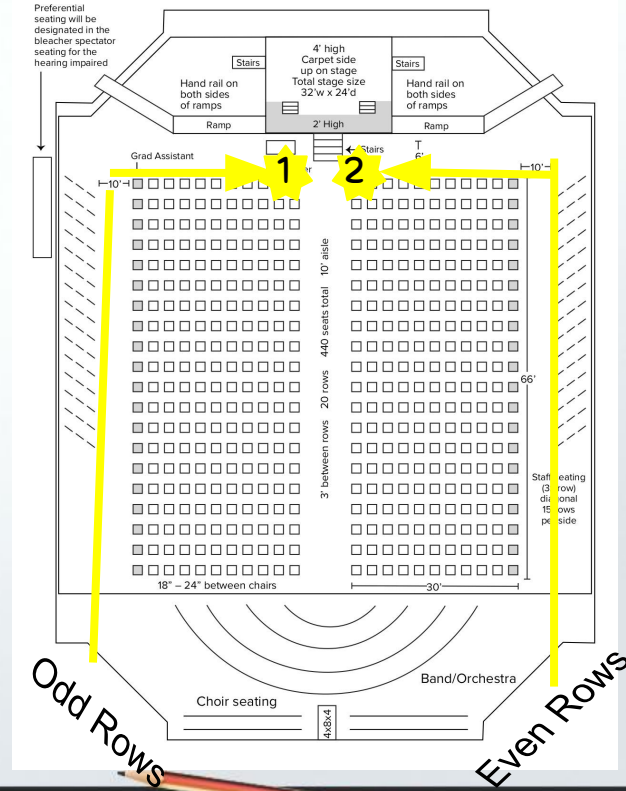
Graduate Staging





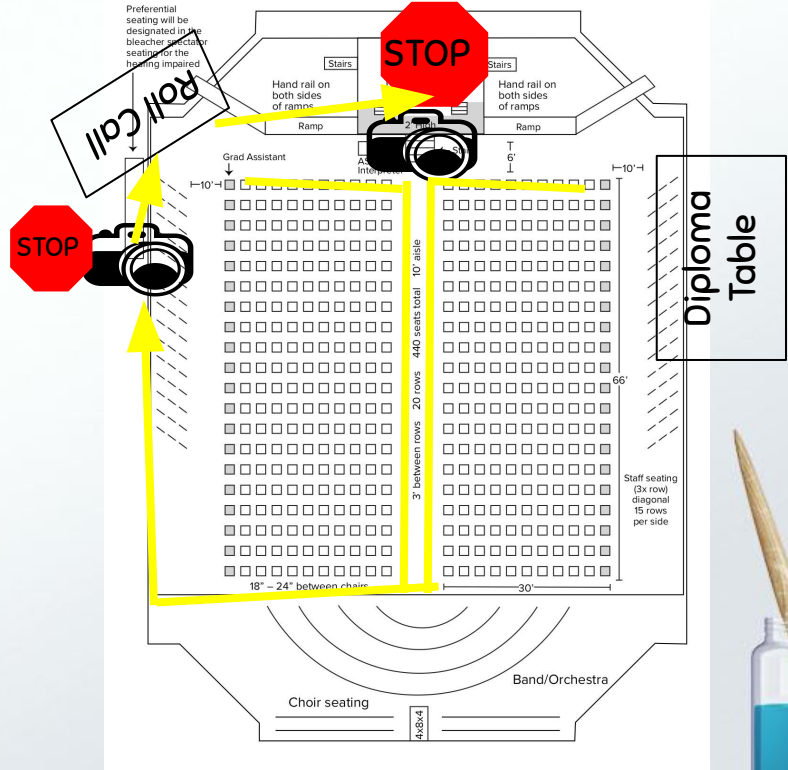
PROCESSIONAL (ENTERING)

- + Students will be in alphabetical and follow honor marshals to seats
- + Students stand until after the National Anthem
- + Honor Marshals will be on the inside of the aisle



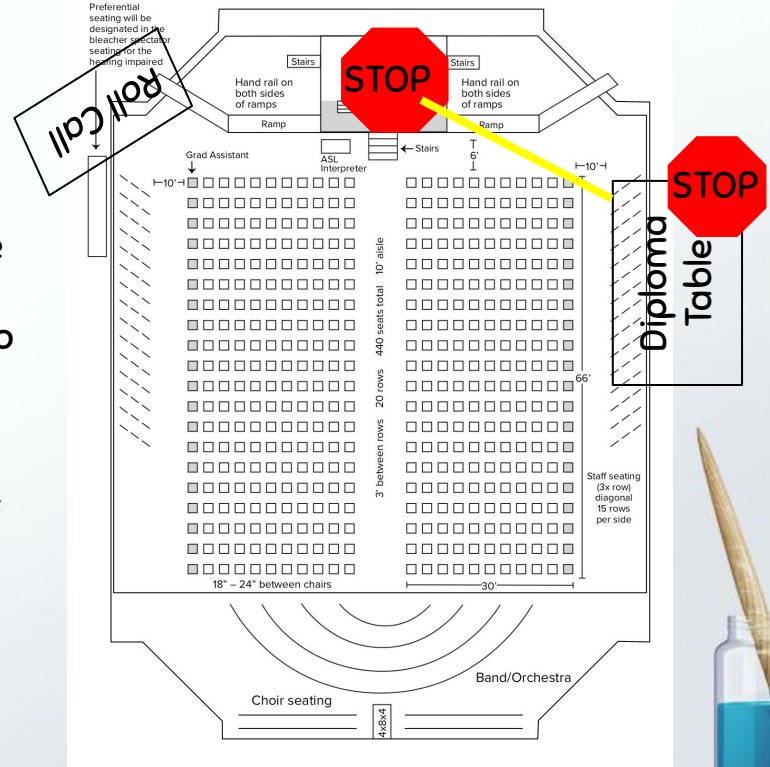
TIME TO WALK!

- + Grad will line up for photo before walking to the stage.
- + Hand note card to staff member reading roll call, then walk to stage.
- + Grad stops mid stage to receive diploma cover and take photo with Dr. McGinley.



TIME TO WALK!

- + Grad exits stage and head to diploma table to receive your official diploma. Make sure to state your name loudly to registrar.
- + Student returns to seat using the outside of the rows



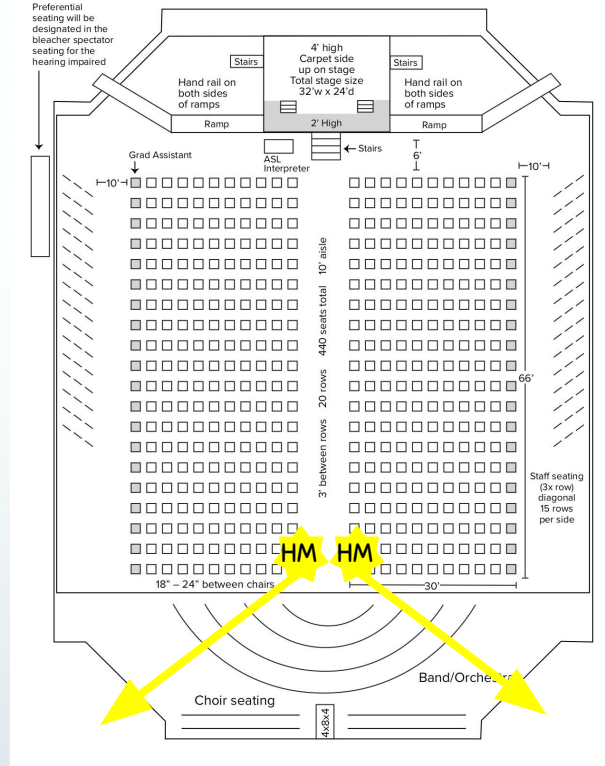
END OF CEREMONY

- + There will be closing remarks and directives to move your tassel
- + At this point grads typically throw their caps into their air, make sure you put your name inside your cap so you can locate it after tossing.



RECESSIONAL (EXITING)

- + Students will follow the Junior Honor Marshals and exit out the middle aisle (last row leaves first).
- + Grads will head back through the auxiliary gym and meet your family outside.



FINAL NOTES

- + Graduation Tickets
- + Yearbooks
- + Yard Signs
- + Chromebooks
- + Senior Advice Videos
 - + (or check Instagram)

