

ASD LOG IN

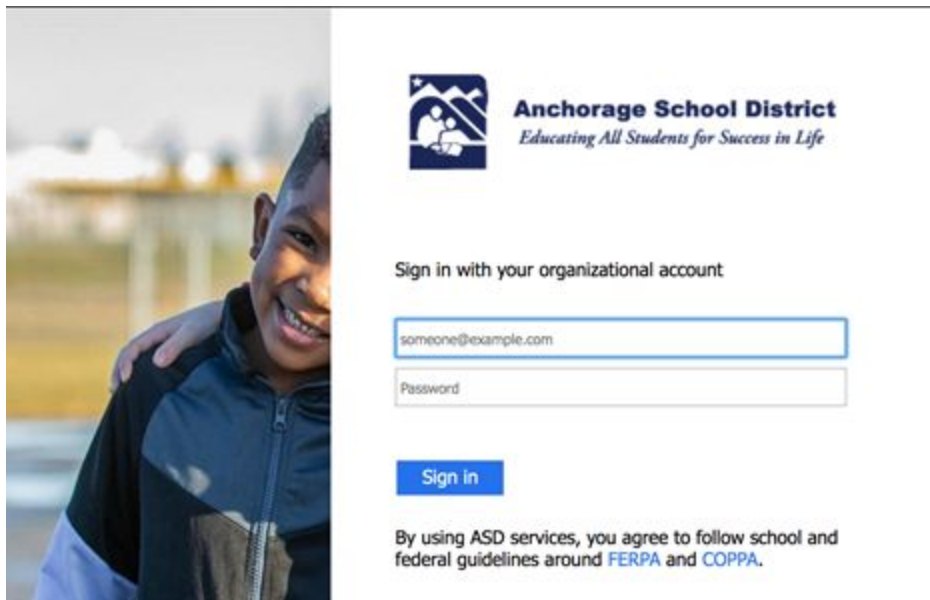
[Remote Education / Technical Support Documents:](#)

The above link will take you to the ASD Family Tech Help page, which includes directions for setting up your ASD issued Chromebook.

Need to reset your password? If you have a registered email to your account, you can use this link to do so: [ASD Registered Email Password Reset Link](#)

Basic Log In Information for Chromebooks, Canvas, Clever, and APEX:

1. To Log in to an ASD Chromebook, Turn the Chromebook on. You will see a message: Sign into your Chromebook. Managed by asdk12.net. This Device is managed by ASDk12.net. Please click "Next" to continue signing in to your ASDk12.net account.
2. Make certain that the wifi is connected (look at the bottom right have corner for the wifi signal).
3. Click the Next Button. This log on portal will appear:



Anchorage School District
Educating All Students for Success in Life

Sign in with your organizational account

someone@example.com

Password

Sign in

By using ASD services, you agree to follow school and federal guidelines around [FERPA](#) and [COPPA](#).

Your ASD Username: lastname.firstname

Password: 7-digit student ID

Example:

UN: scott.ethan

PW: 1234567

If the Username Lastname.firstname does not work, you can try:

lastname.firstname@asdk12.net or lastname.firstname@asdk12.org

Accessing Canvas:

There are a few ways to access Canvas; the ASD Student Tab on the ASD website is one option:

[ASD Student Portal](#)

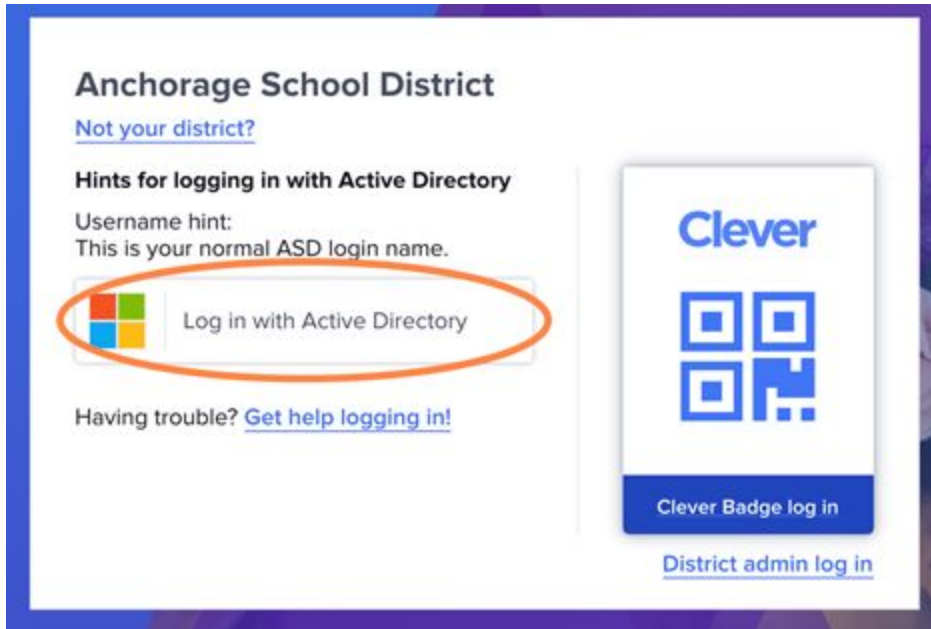
Scroll until you see the blue button of the app in which you want to sign in (canvas, for example).

Another way to sign in to to use Clever.

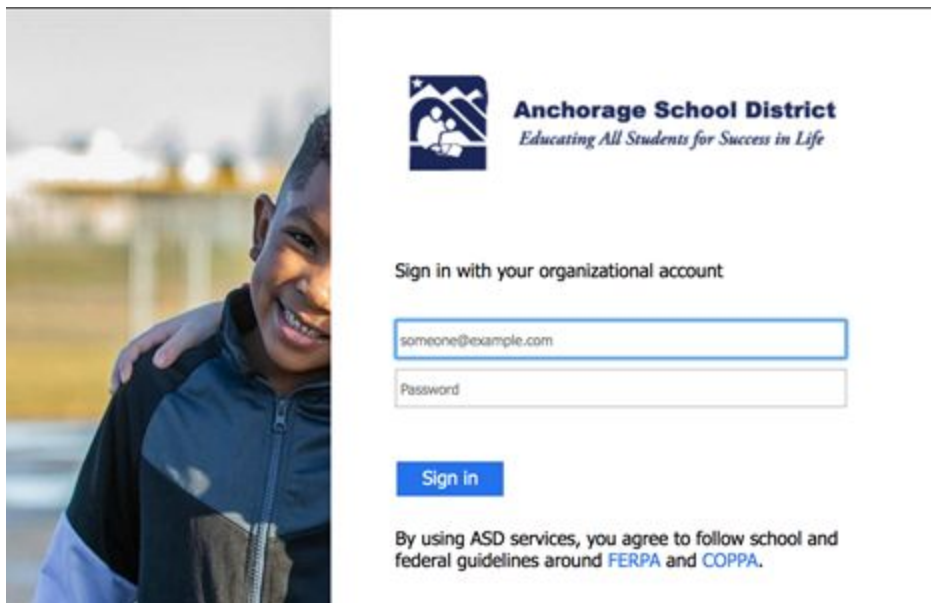
Canvas can mostly easily be accessed by going to Clever the student single sign on (SSO) portal.

Instructions:

1. Navigate to <https://clever.asdk12.org>
2. Click the "Login with Active Directory Link"



3. Students will be redirected to the ASD login page (this is also the image you will see when you open up an ASD chrome book; **use the above mentioned log in information to log in**).



Navigating Clever:

1. Now click learning tools on the left menu.



2. Then click the Canvas LMS Icon. As you are already logged in to the ASD Apps suite, you should not need to log in to Canvas a second time.

