

Center Activity K.57 ★★

Make 3, 4, and 5 Vocabulary

✓ Check Understanding

Display a Dot Card for 5 and have the child tell how the dots make 5. Encourage the child to use the words "is the same as."

What You Do




Partner A:
Say.

4 and 1 is
the same
as 5.



Partner B:
**Find the
card.**



Partner B:
Say.

4 and 1 is
the same
as 5.



Color and write.



4 and 1 is the same as 5.

What You Need


- Dot Cards for 4 and 5
- 2 different-color crayons for each child
- Recording Sheet for each child

What You Do

1. Spread out the cards faceup. Take turns.
2. Partner A looks at a card for 5 and uses the words "is the same as" to tell how the dots on the card make 5.
3. Partner B finds the card, takes it, and describes the card the same way.
4. Partner A tells if it is the correct card. If it is not, Partner B puts the card back. If it is correct, Partner B colors the Dot Card and writes the math sentence on the **Recording Sheet**.

Go Further!

Discuss how to make 4 and use the words "is the same as" to tell how.

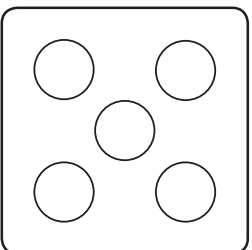


Center Activity K.57 ★★

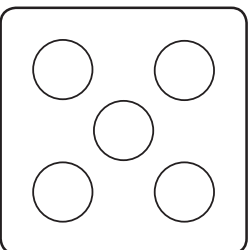
Make 3, 4, and 5 Vocabulary

Recording Sheet

Name _____



_____ and _____ is the same as 5.



_____ and _____ is the same as 5.

Center Activity K.57 ★★ Dot Cards for 4 and 5

