



Rilke Schule
Academic Policy Committee
Treasurer Report
Wednesday, February 15, 2023

Summary

Principal Strauch submitted our initial FY24 budget to ASD in December. We are awaiting any follow-up inquiries and/or official approval. Now that we are over halfway through the current fiscal year, understanding Rilke's remaining expenditures in order to improve our forecasting is a focus for the Treasurer. In the coming months, the Facilities, Strategic Planning and Budget/Finance committees expect to collaborate in identifying the next steps in Rilke's long-term financial success.

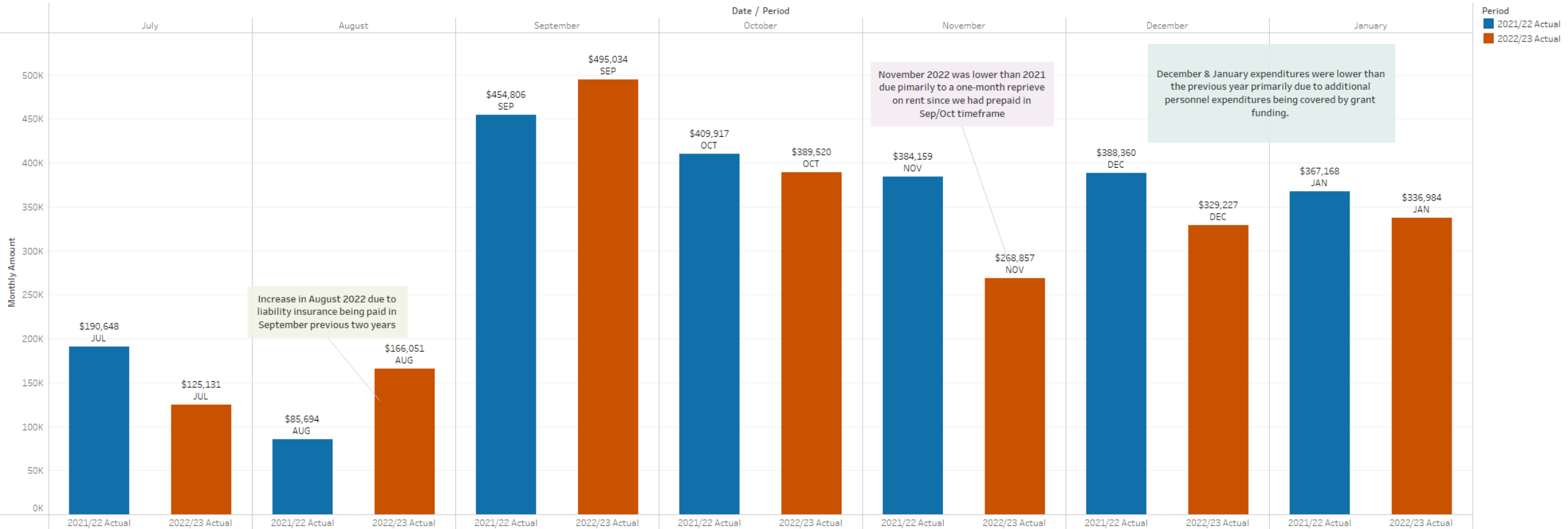
2022-23 Financial Performance/Outlook (FY23)

Unallocated funds as of June 30th, 2022 were \$823k. The revised budget post-Oasis count for FY23 is \$4.7M. Current forecasts point towards Rilke spending less than the budgeted amount due primarily to ARP grant funding and diligent expense management by Principal Strauch and his team. With the heavy lifting of the budget behind us, the Treasurer and Principal intend to focus more on forecasting significant expenditures for the remainder of the 2022-23 school year.

January year-to-date general fund expenditures are roughly 51% of our total forecasted spend and 45% of the revised FY23 budget. Significant non-personnel costs incurred from July to January were related rent, utilities, general liability insurance and the Rilke intern program. All operating costs continue to be scrutinized in an effort to determine the most effective way to fund Rilke's necessary expenditures while also planning for future years.

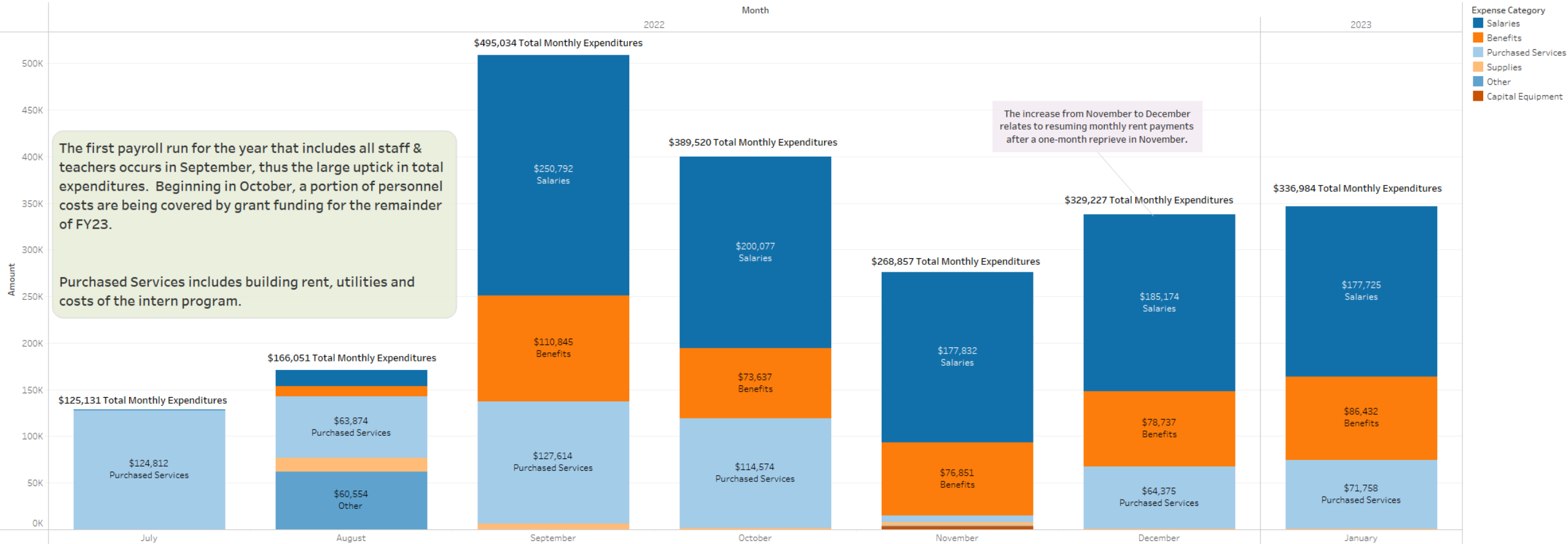
Rilke's student activity fees are another avenue we are exploring how best to utilize as a supplement to ASD's budget. Per Principal Strauch, we have received 75-80% of expected student activity fees thus far this school year.

General Fund Only
FY22 vs FY23
Actual Expenditures



Sum of Monthly Amount for each Period broken down by Date Month. Color shows details about Period. The marks are labeled by sum of Monthly Amount and Month. The data is filtered on Fiscal Month, which keeps 7 members. The view is filtered on Period, which keeps 2021/22 Actual and 2022/23 Actual.

FY23 General Fund Expenditures Monthly by Expense Category



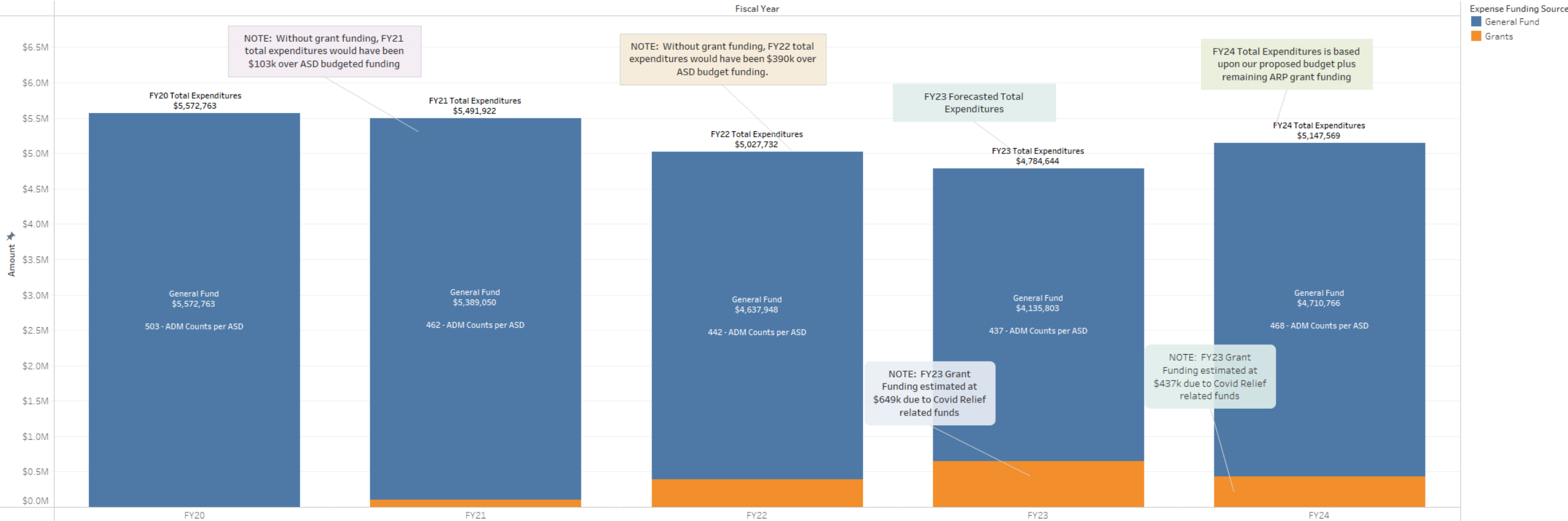
The first payroll run for the year that includes all staff & teachers occurs in September, thus the large uptick in total expenditures. Beginning in October, a portion of personnel costs are being covered by grant funding for the remainder of FY23.

Purchased Services includes building rent, utilities and costs of the intern program.

The increase from November to December relates to resuming monthly rent payments after a one-month reprieve in November.

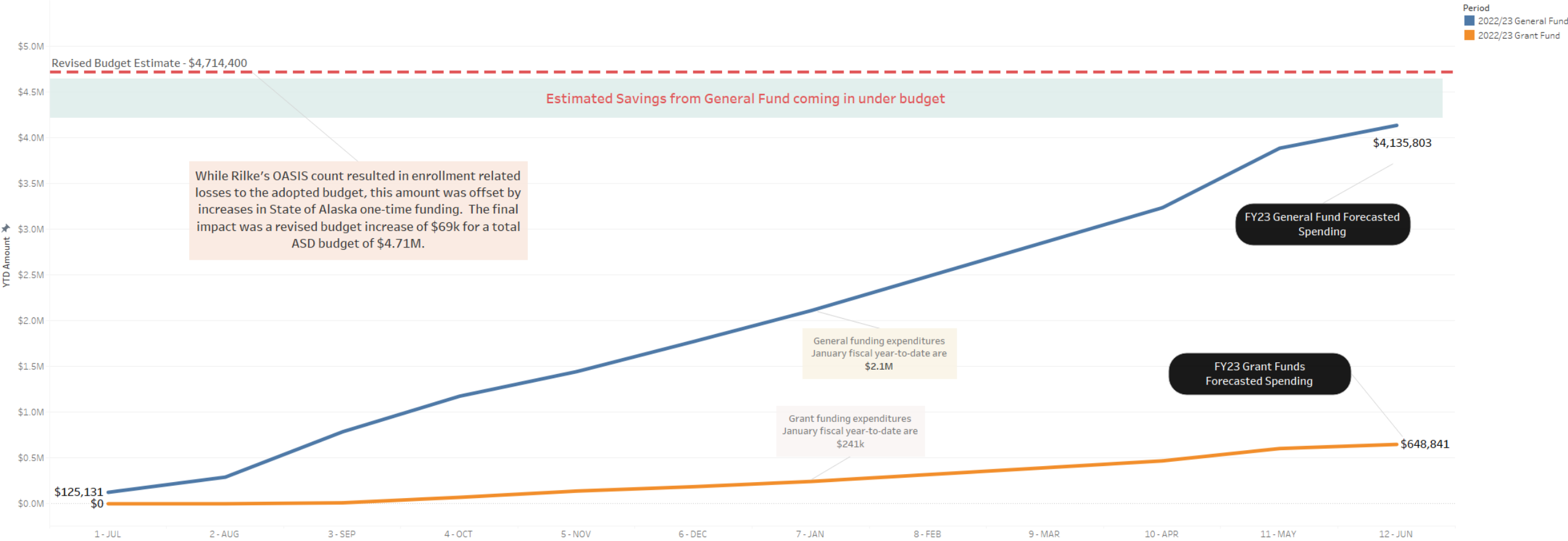
Sum of Amount and sum of Amount for each Month Month broken down by Month Year. The marks are labeled by sum of Amount. For pane Sum of Amount (2): Color shows details about Expense Category. The marks are labeled by sum of Amount and Expense Category.

Total Rilke Expenditures General & Grant Funding FY20 - FY23



Sum of Amount and sum of Amount for each Fiscal Year. The marks are labeled by sum of Amount. For pane Sum of Amount: The marks are labeled by sum of Amount and Fiscal Year. For pane Sum of Amount (2): Color shows details about Expense Funding Source. The marks are labeled by sum of Amount, Expense Funding Source and sum of ASD Enrollment. The view is filtered on Fiscal Year, which keeps FY20, FY21, FY22, FY23 and FY24.

FY23 (2022-23) Projections General & Grant Funding



While Rilke's OASIS count resulted in enrollment related losses to the adopted budget, this amount was offset by increases in State of Alaska one-time funding. The final impact was a revised budget increase of \$69k for a total ASD budget of \$4.71M.

Estimated Savings from General Fund coming in under budget

FY23 General Fund Forecasted Spending

FY23 Grant Funds Forecasted Spending

General funding expenditures
January fiscal year-to-date are
\$2.1M

Grant funding expenditures
January fiscal year-to-date are
\$241k

The trend of sum of YTD Amount for Fiscal Month1. Color shows details about Period. The marks are labeled by sum of YTD Amount. The view is filtered on Period, which excludes 2022/23 Adopted Budget.