



Rilke Schule
Academic Policy Committee
Treasurer Report
Thursday, January 19, 2023

Summary

Principal Strauch submitted our initial FY24 budget to ASD in December. We are awaiting any follow-up inquiries and/or official approval. The post-OASIS count revenue projections have been updated by ASD with Rilke Schule receiving an unexpected additional funding amount of \$69k. We had anticipated a budget reduction due to our OASIS count enrollment numbers being less than budgeted. While this did occur, the reduction was more than offset by the final year of the State's Hold Harmless funding. In the coming months, the Facilities, Strategic Planning and Budget/Finance committees expect to collaborate in identifying the next steps in Rilke's long-term financial success.

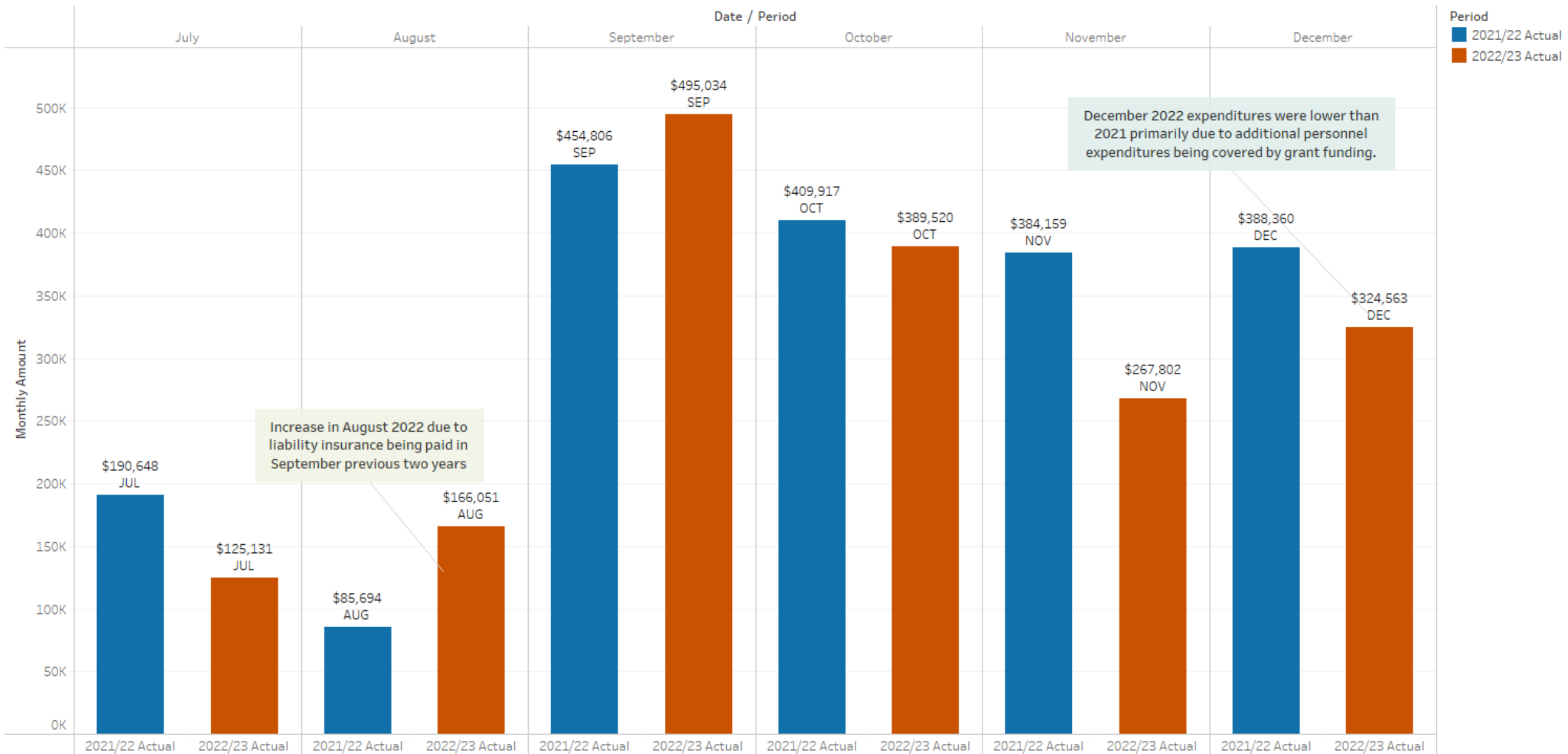
2022-23 Financial Performance/Outlook (FY23)

Unallocated funds as of June 30th, 2022 were \$823k. The adopted budget for FY23 is \$4.6M, however, this budget was built upon an estimated enrollment number of 463. The OASIS count in October resulted in an enrollment number of 437 for Rilke. As stated above, this resulted in an expected enrollment loss on the revised budget. Fortunately, the final year of the State's Hold Harmless funding offset this enrollment loss. With the heavy lifting of the budget behind us, the Treasurer and Principal intend to focus more on forecasting significant expenditures for the remainder of the 2022-23 school year.

December year-to-date general fund expenditures are roughly 40% of our total forecasted spend. If we can continue to manage the general fund spending on this path, we are forecasted to end the year below the revised budget amount. Significant non-personnel costs incurred from July to December were related rent, utilities, general liability insurance and the Rilke intern program. All operating costs continue to be scrutinized in an effort to determine the most effective way to fund Rilke's necessary expenditures.

Rilke's student activity fees are another avenue we are exploring how best to utilize as a supplement to ASD's budget. Per Principal Strauch, we have received 75-80% of expected student activity fees thus far this school year.

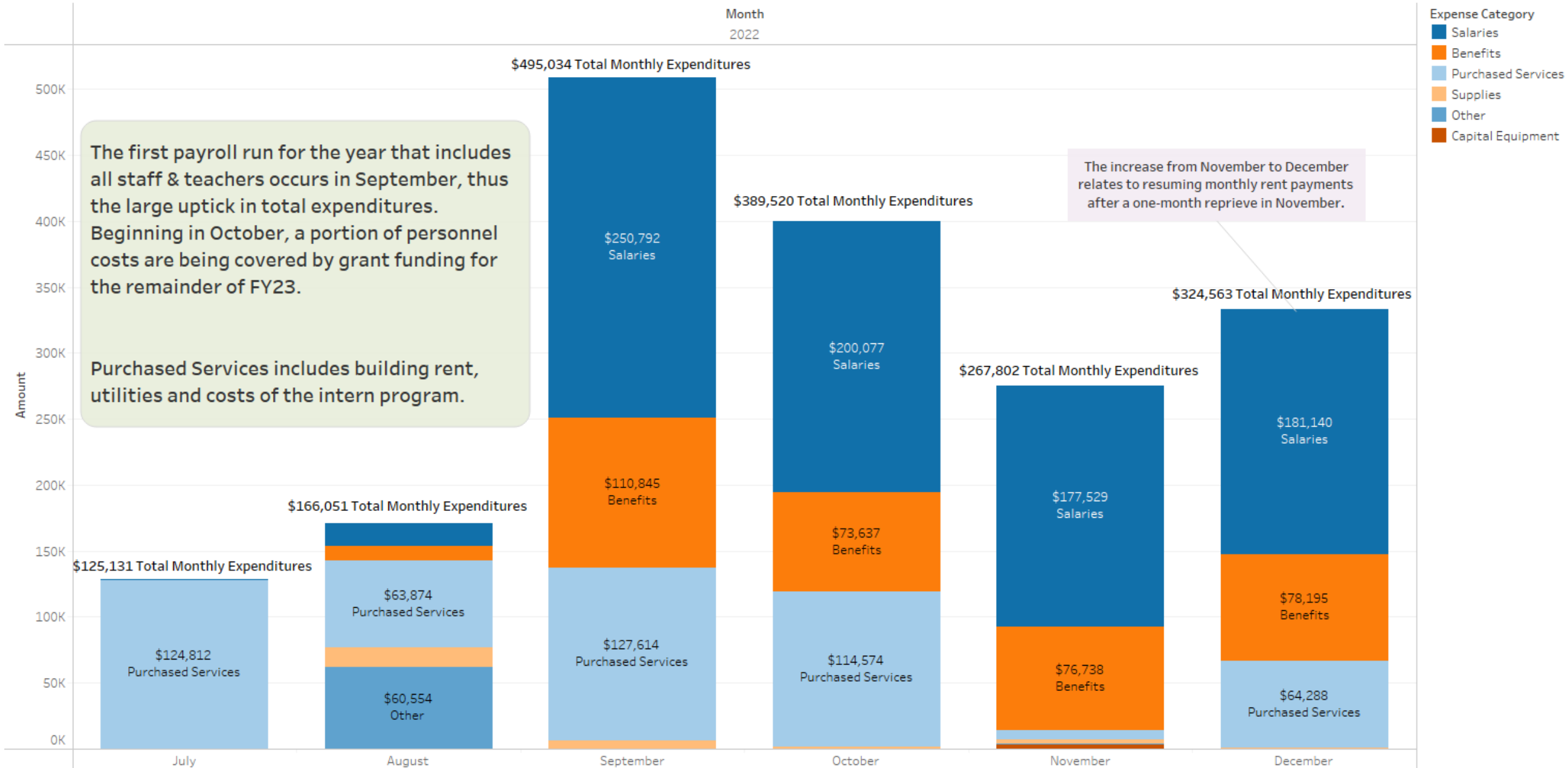
General Fund Only FY22 vs FY23 Actual Expenditures



Sum of Monthly Amount for each Period broken down by Date Month. Color shows details about Period. The marks are labeled by sum of Monthly Amount and Month. The data is filtered on Fiscal Month, which keeps 6 members. The view is filtered on Period, which keeps 2021/22 Actual and 2022/23 Actual.

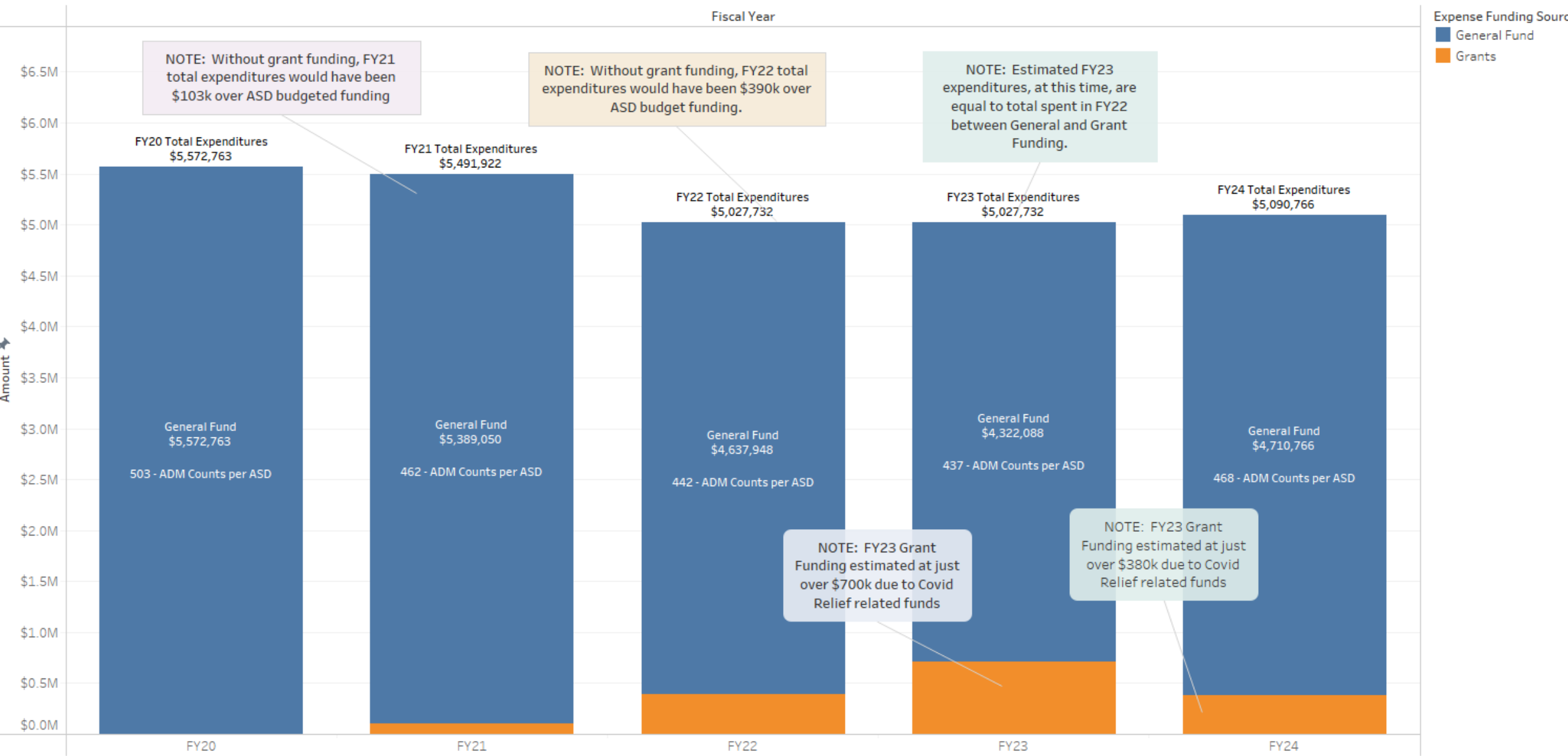
FY23 General Fund Expenditures

Monthly by Expense Category



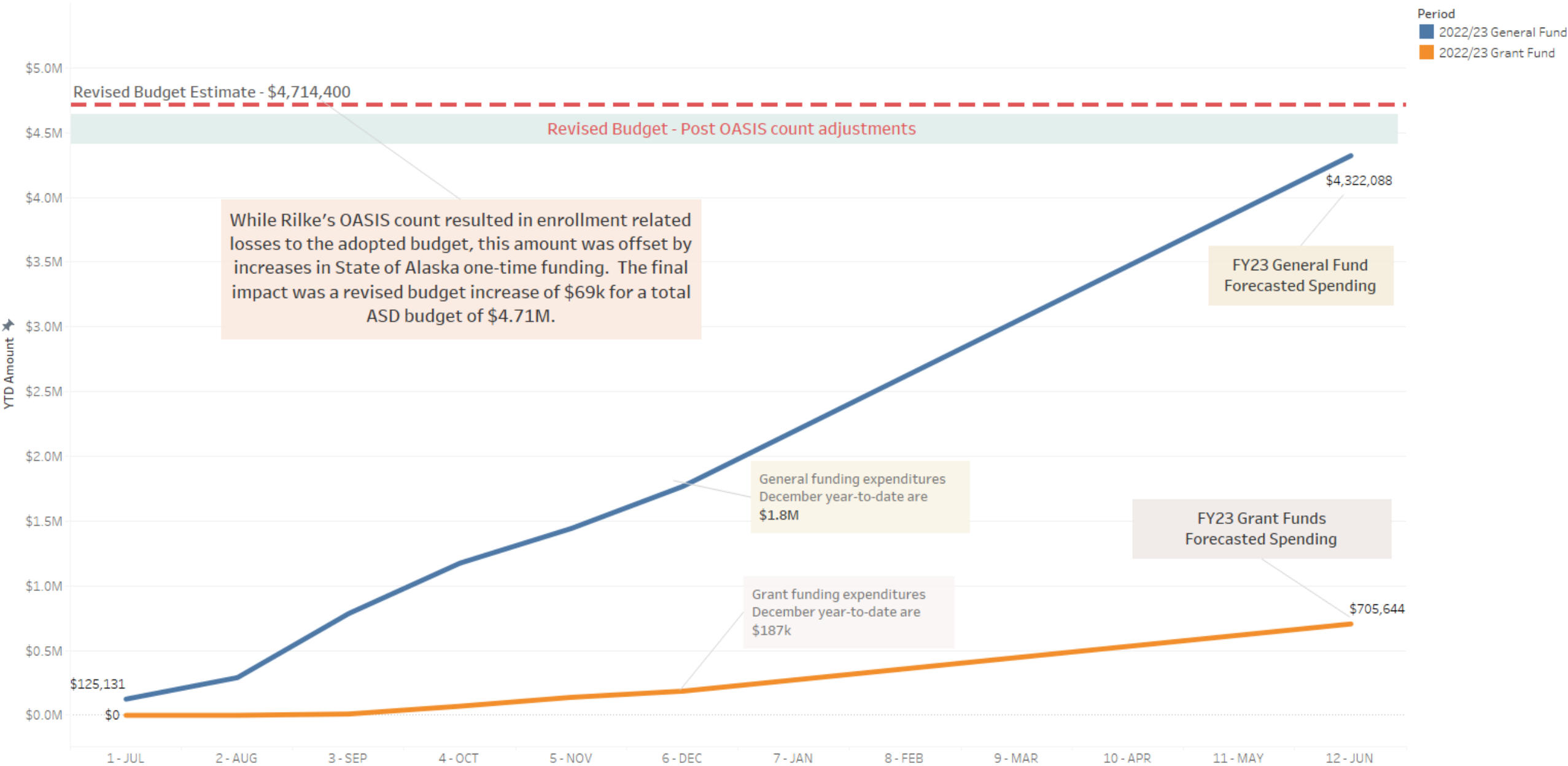
Sum of Amount and sum of Amount for each Month Month broken down by Month Year. The marks are labeled by sum of Amount. For pane Sum of Amount (2): Color shows details about Expense Category. The marks are labeled by sum of Amount and Expense Category.

Total Rilke Expenditures General & Grant Funding FY20 - FY23



Sum of Amount and sum of Amount for each Fiscal Year. The marks are labeled by sum of Amount. For pane Sum of Amount: The marks are labeled by sum of Amount and Fiscal Year. For pane Sum of Amount (2): Color shows details about Expense Funding Source. The marks are labeled by sum of Amount, Expense Funding Source and sum of ASD Enrollment. The view is filtered on Fiscal Year, which keeps FY20, FY21, FY22, FY23 and FY24.

FY23 (2022-23) Projections General & Grant Funding



The trend of sum of YTD Amount for Fiscal Month1. Color shows details about Period. The marks are labeled by sum of YTD Amount. The view is filtered on Period, which excludes 2022/23 Adopted Budget.